



City  
Center  
West  
Garage  
**Signage Program**

## Index of Documents

TITLE	DESCRIPTION	SHEET NO#
S1-S3	Fabrication and Installation Specifications	1-3
S4	Sign Type Schedule	4
S5-S10	Message Schedule	5-10
S11	Materials Schedule	11
S12	Program Typography	12
S13	Letter Spacing Guides	13
S14	Program Symbols	14
FP1-10	Floor Plans	15-24
SG1	Sign Type A, Building Identification	25
SG2	Sign Type AA, Building Identity	26
SG3	Sign Type B, Building Identity Plaques	27
SG4	Sign Type D and DD, Height Caution Bars	28
SG5	Sign Type E, Parking Regulations	29
SG6	Sign Type F, Auto Directional Signs: Beam	30
SG7	Sign Type FF, Auto Directional Signs: Ceiling	31
SG8	Sign Type G, Pedestrian Directional Signs	32
SG9	Sign Type H, Directional Wall Graphics	33
SG10	Sign Type I, Floor Level Column Sign	34
SG11	Sign Type II, Split Level Column Sign	35
SG12	Sign Type III, Basement Level Column Sign	36
SG13	Sign Type IIII, Roof Level Light Pole Sign	37
SG14	Sign Type K, Elevator Lobby Sign	38

TITLE	DESCRIPTION	SHEET NO#
SG14.1	Sign Type K, Color Breaks	39
SG15	Sign Type L, Stair Signs	40
SG16	Sign Type LL, Fire Code Stair Signs	41
SG17	Sign Type LLL, Horizontal Stair Signs	42
SG18	Sign Type M, Operational Signs	43
SG19	Sign Type MM, Restroom Signs	44
SG20	Sign Type P, Pylon Directional Sign	45
SG20.1	Sign Type P, Continued	46
SG21	Sign Type Q, For Assistance Call	47
SG22	Sign Type R, Special Events	48
SG23	Sign Type T, Elevator Button Rings	49
SG24	Sign Type U, Handicap Parking	50

**Friedland  
Wyatt  
Design,  
Inc.**

55 Stevenson Street  
San Francisco, California 94105  
Telephone 415 974 3666  
Facsimile 415 974 3683

**City Center  
West Garage  
Graphics  
& Signage**

Drawn By: *MB, DG, MF*

Checked by: *JW*

Date: *1 February 1991*

Client: *Bramalea Pacific, Inc.*

Job No: *810-009*

Revisions:

All drawings and written material appearing herein constitute the original and unpublished work of the designer and may not be duplicated, used or disclosed without the prior written consent of the designer. Written dimensions shall have precedence over scaled dimensions. Contractors shall verify and be responsible for all dimensions and conditions on the job. This office must be notified of any variations from the dimensions and conditions shown by these drawings. Shop details must be submitted to this office for approval before proceeding with fabrication.

Index

Approved by:

**Index**

## General Sign Specifications

### SCOPE

#### A. Provisions:

The Contractor shall provide all necessary services, labor, materials and products to fabricate and install all signs and graphic items described in the Contract Documents which consist of Drawings, Specifications and the Sign Item Schedule.

#### B. Contractor Responsibilities:

Contractor responsibilities include:

1. Submittals to Friedland Wyatt Design, Inc. and Bramalea Pacific, Inc.
2. Engineering, design and specification for sign fabrication and installation as required.
3. Coordination with related trades.
4. Fabrication and installation of signs and graphic items, complete and shipped to site.

### GENERAL REQUIREMENTS

#### A. Engineering and Code Requirements:

1. Engineering Design: The Contract Documents are intended to establish design intent and basic dimensions of units or modules, profiles and sight lines of members. Within these limitations, the Contractor shall provide engineering design of all signs and graphic items including, but not limited to internal structure and electrical and mechanical parts where applicable. Engineering design shall include all aspects of the system proposed:
  - a. Sections, shapes and connections of components.
  - b. Wind Loading: Exterior signs shall be designed to withstand wind pressure loadings as determined by the City of Oakland requirements on the gross area of the exposed units, acting in all directions.
  - c. Thermal Movement: Component parts shall be designed, fabricated and installed to provide for expansion and contraction over a temperature range for the material of -20°F to 150°F, without buckling, sealant joint failure, glass breakage, undue stress on members or anchors, or other detrimental effects.
  - d. Anchorage to base structure.

2. Code Requirements: All signs and graphic items shall be engineered to conform to all applicable state and local codes, statutes, laws and ordinances.
3. Revisions and Modifications: The Contractor shall make whatever modifications of, and additions to the Contract Documents as may be required, maintaining the visual design concept as shown, including member sizes, profiles and accurate alignment of components.

#### B. Submittals:

- Within two weeks after award of Contract, the Contractor shall submit the following for approval by Friedland Wyatt Design, Inc. and Bramalea Pacific, Inc.
1. Materials: Two 12 in. x 12 in. samples of each material to be used in the project, showing final color and finish.
  2. Paint: Two 12 in. x 12 in. samples of each color to be used in the project, on final material substrata specified.
  3. Shop drawings: Drawings for manufacture, fabrication and erection of signs and graphic work at a standard scale. Show joints, anchorage, accessory items, and finishes. Submit full scale drawings of typical sign faces, showing copy layout. Half scale drawings will be sufficient for sign faces 40 in. x 40 in. and larger. Shop drawings of all signs shall bear the seal of a certified engineer.
  4. Prototypes: Full size prototype samples of Sign Type K, Sign Type E, Sign Type F, Sign Type FF, Sign Type Q and other representative signs. All prototypes shall show specified materials, color, finish and method of fabrication.
  5. Copy Patterns: Full alphabets of project type-faces, Goudy Oldstyle, Goudy Bold, and Futura Condensed Extra Bold in 3", 1" and 1/2" capital height.
  6. Manufacturer's Data: Copies of manufacturer's printed specifications, anchorage details and installation and maintenance instructions for products to be used in fabrication or signs and graphics work.
  7. Hardware: Representative samples of all hardware and exposed fastenings specified.

Submittals shall be made to:

Attn: Michael Friedland  
Friedland Wyatt Design, Inc.  
55 Stevenson St., Third Floor  
San Francisco, CA 94105

The sign contractor shall make any and all corrections indicated by the Friedland Wyatt Design, Inc. representative and resubmit drawings, samples and prototypes as required in a timely manner. Fabrication shall not proceed until all submittals have been approved.

#### C. Warranty:

Within two weeks of installation, the sign contractor is to provide a warrantee for the period of one year covering materials, stability of finishes, structure, construction, proper installation and general workmanship. This must include the work of any subcontractors. The warranty shall apply to the following items:

1. Delamination of any parts of signs or of lettering from sign faces.
2. Cupping, warping, or dishing of any sign faces.
3. Bubbling, crazing, chalking, rusting, or other disintegration of sign faces, or edge finish of panels.
4. Corrosion beneath painted surfaces of support systems.
5. Corrosion of fastenings.
6. Movement of the signs from their foundations. Signs must remain straight and true in their foundations, except as the result of external damage.
7. Fading of colors when matched against a sample of original color and material.

#### D. Statement of Application:

The Contractor by commencing the work of this Section, assumes overall responsibility as a part of his Warranty of the Work to assure that all assemblies, components and parts shown or required within the Work of this Section, comply with the Contract Documents.

The Contractor shall further warrant:

1. That all components, specified or required to satisfactorily complete the installation are compatible with each other and with the conditions of installation and expected use.
2. The overall effective integration and correctness of individual parts and the whole of the system.
3. Compatibility with adjoining substrata, materials and work by other trades.

4. There shall be no failure of any system component due to improper design or fabrication of the system.
5. Engineering design encompasses all applicable codes, statutes, laws and ordinances.

### EXISTING CONDITIONS

#### A. Verification of Existing Conditions and Documents:

The Contractor shall coordinate with the architects, client's project manager and all related consultants to review existing site conditions and to verify dimensions related to fabrication and installation of signs and graphic items. The Contractor shall make complete and accurate field measurements prior to preparation of shop drawings.

The Contractor shall thoroughly review the Contract Documents, checking conditions and dimensions shown. Friedland Wyatt Design, Inc. and Bramalea Pacific, Inc. shall be notified in writing of any discrepancies. Written dimensions in the Contract Documents shall have precedence over scaled dimensions. The Sign Item Schedule and the Sign Type Schedule shall be followed for quantity of sign items, message wording and references to the Drawings. These specifications shall have precedence in quality over information noted on the Drawings.

**Friedland  
Wyatt  
Design,  
Inc.**

55 Stevenson Street  
San Francisco, California 94105  
Telephone 415 974 3666  
Facsimile 415 974 3683

## City Center West Garage Graphics & Signage

Drawn By: MB, DG, MF

Checked by: JW

Date: 1 February 1991

Client: Bramalea Pacific, Inc.

Job No: 810-009

Revisions:

All drawings and written material appearing herein constitute the original and unpublished work of the designer and may not be duplicated, used or disclosed without the prior written consent of the designer. Written dimensions shall have precedence over scaled dimensions. Contractors shall verify and be responsible for all dimensions and conditions on the job. This office must be notified of any variations from the dimensions and conditions shown by these drawings. Shop details must be submitted to this office for approval before proceeding with fabrication.

## Fabrication and Installation Specifications

Approved by:

Sheet No: 1 of 48

**S-1**



## Materials and Fabrication

### MATERIALS

- A. Polycarbonate Acrylic:  
Provide clear non-glare acrylic plastic in 1/2" or 3/4"
- B. Medex:  
Provide in 1/4" and 1/2" as indicated.
- C. Steel:  
Provide 1/2" and 1/8" as indicated.
- D. Cement:  
Cement fixtures shall match walls in elevator lobbies. Coordinate with Bramalea Pacific and architect.
- E. Paint:  
Provide paint as specified from manufacturer's sources.
- F. Vinyl Die-Cut Graphics:  
Provide pressure sensitive die-cut vinyl, .35 mm thick, pre-spaced and pre-aligned on transfer paper. Provide vinyl graphics in colors and program typeface as shown. Graphics shall be weather resistant and shall not be affected by gasoline, oil, water, salt spray or alcohol.
- G. Welding Electronics and Filler Material: Type and alloy of filler metal and electrodes as recommended by producer of the metal to be welded, and as required for color match, strength and compatibility in the fabricated items. Welding shall conform to applicable AWS standards and shall be free of defects. Exposed welds shall be ground smooth prior to finishing.
- H. Fasteners:  
Shall be of basic metal and alloy, matching finished color and texture as the metal being fastened, unless otherwise indicated. Fastenings on sign facings shall not be exposed nor letter faces penetrated. The sign face should not be distorted by attachment of concealed fastenings. All fastenings shall be resistant to corrosion.
- I. **Anchors and Inserts:**  
Either furnish inserts to be set in concrete or masonry work to applicable trades, or provide other anchoring devices as required for installation of graphic items. Provide toothed steel or lead shield expansion bolt devices for drilled in-place anchors. Provide galvanized or cad-

mium-coated anchors and inserts for exterior installations. Provide units with exposed surfaces matching the texture and finish of the metal item anchored.

### FABRICATION

- A. Schedule:  
After the Contractor has coordinated with the architect, client and related consultants to verify site conditions and has started the work, it must proceed following a schedule submitted to and approved by Bramalea Pacific, Inc.
- B. General Execution:
1. Provide necessary rebates, lugs and brackets for assembly of units. Use concealed fasteners wherever possible.
  2. Joints shall be fastened flush to conceal reinforcement, or welded where thickness of section permits. Joints exposed to weather shall be formed to exclude water.
  3. Contact surfaces of connected members shall be ground true. Holes for bolts and screws shall be drilled. Exposed ends and edges shall be milled smooth, with corners slightly rounded. Parts to receive hardware shall be countersunk. Plates for mounting shall be riveted or welded in place.
  4. Members shall have sharp lines, angles and smooth surfaces. Extruded members shall be free from extrusion marks. Square turns and corners shall be sharp.
  5. Panels shall show no visual distortion when viewed in installed position. All panel faces shall be of such flatness that when measured, the maximum slope of the surface at any point, measured from the nominal plane of the surface, shall not exceed 1.0%. Any panel not meeting these requirements is subject to rejection by Friedland Wyatt Design, Inc. and Bramalea Pacific, Inc.
- C. Shop Assembly:  
Preassemble items in shop to greatest extent possible to minimize field splicing and assembly. Disassemble units only as necessary for shipping and handling limitations. Clearly mark units for reassembly and coordinated installations.
- D. Painted Signs:  
All painted signs shall be spray painted a uniform color on all faces and returns unless otherwise specified.
1. Painted or silkscreened surfaces shall be prepared accordingly to eliminate any bubbles, flakes, corrosion, or rough finishes.
  2. Fillers, primers and touch-up primers shall be compatible with surface to which it is applied and to finish paint.
  3. Surfaces to receive paint shall be filled, sanded smooth and primed prior to painting.
- F. Graphics and Letter Application:  
The project alphabet, Goudy Oldstyle, shall be used for all typographic applications unless otherwise noted. All letterforms shall follow this alphabet, and the size and placement of typography shall follow dimensions, letterspacing and line spacing indicated in all Contract Documents and on approved copy patterns. Lines of copy shall be straight and parallel to sign formats. All typographic sign copy and symbols included in the sign drawings are for information only. Contractor shall produce all necessary camera ready art and film positives in position for all signs and graphic items. Large letterforms shall be produced by enlarging art in stages using photographic or computer graphics equipment as required to achieve precise reproduction of all elements.
- G. Electrical Work:
1. Fluorescent lighting shall be as noted. Size of units and intensity of lighting shall be determined by the sign manufacturer and approved by Friedland Wyatt Design, Inc. and Bramalea Pacific, Inc.
  2. All electrical work shall conform to the requirements of the National Electrical Code and NEMA and the city and county of Alameda building code(s).

3. Required permits shall be obtained by electrician before start of work.

### H. Inspection:

The Contractor must schedule an in-shop inspection of the work for approval prior to shipment to the site. Work shall not proceed until unsatisfactory conditions have been corrected. Friedland Wyatt Design, Inc. will make a final inspection of work on-site with a representative of the sign contractor prior to final approval. Friedland Wyatt Design, Inc. and Bramalea Pacific, Inc. must be notified ten days prior to the commencement of on-site work. If subcontractors are to be used on-site, they must be identified to Friedland Wyatt Design, Inc. and Bramalea Pacific, Inc., ten days prior to their appearance on-site.

### I. Protection and Storage:

Protect exposed finishing by covering with adhesive paper or other suitable covering where adhesive is not appropriate for finishing material. Apply covering prior to shipment from fabricating or finishing shop. Covering shall not adversely affect finish. Remove protective coverings when there is no longer any danger of damage to the graphics work yet to be performed.

Store all graphic items under cover and off the ground. Handle in a manner so as to protect surfaces and to prevent damage during storage, installation, and throughout remaining construction.

**Friedland  
Wyatt  
Design,  
Inc.**

55 Stevenson Street  
San Francisco, California 94105  
Telephone 415 974 3666  
Facsimile 415 974 3683

## City Center West Garage Graphics & Signage

Drawn By: MB, DG, MF

Checked by: JW

Date: 1 February 1991

Client: Bramalea Pacific, Inc.

Job No: 810-009

Revisions:

All drawings and written material appearing herein constitute the original and unpublished work of the designer and may not be duplicated, used or disclosed without the prior written consent of the designer. Written dimensions shall have precedence over scaled dimensions. Contractors shall verify and be responsible for all dimensions and conditions on the job. This office must be notified of any variations from the dimensions and conditions shown by these drawings. Shop details must be submitted to this office for approval before proceeding with fabrication.

## Fabrication and Installation Specifications

Approved by:

Sheet No: 2 of 48

**S-2**

# Installation

## GENERAL REQUIREMENTS

Sign installation shall be carried out in a neat and proper manner equal to the highest standards of the industry.

### A. Job Conditions:

Contractor shall examine site conditions, structures, substrata and all other conditions under which signs and graphic items are to be installed. Contractor shall submit written notes of conditions detrimental to the proper and timely completion of the work. The work shall not proceed until unsatisfactory conditions have been corrected.

### B. Location Plans and Installation Elevations:

Shall be followed when installing signs and graphic items. Item numbers found on the Sign Item Schedule identify specific sign items and their locations on location plans.

### C. Integral Anchors:

Coordinate setting drawings, diagrams, templates, instructions, and directions for the installation of items having integral anchors which are to be embedded in concrete or masonry construction. Coordinate delivery of such items to applicable trades for installation.

### D. Fastening to In-Place Construction:

Provide anchorage devices and fasteners where necessary for securing graphic items to in-place construction, including threaded fasteners for concrete and masonry inserts, toggle bolts, through bolts, lag bolts, wood screws and other connectors as required.

### E. Cutting, Fitting and Placement:

1. Perform all cutting, drilling and fitting required for installation. Set the work accurately in location, alignment and elevation, plumb, level and true, measured from established lines and levels. Provide temporary bracing or anchors as required.

2. Form tight joints with exposed connections accurately fitted with uniform reveals and spaces for sealants and joint fillers. Where cutting, welding and grinding are required for proper shop fitting and jointing of the work, restore finishes to eliminate any evidence of such corrective work.
3. Do not cut or abrade finishes which cannot be completely restored in the field. Return items with such finishes to the shop for required alterations, followed by complete refinishing or provide new units at Contractor's option.

### F. Protective Coverings:

1. Restore protective coverings which have been damaged during shipment or installation of the work. Remove protection when requested for inspection of finishes and replace.
2. Retain protective coverings intact and remove simultaneously from similarly finished items to preclude non-uniform oxidation and discoloration. Remove protective coverings only when there is no possibility of damage from other work yet to be performed at the same location.

### G. Corrosion Protection:

Coat concealed metal surfaces which will be in contact with concrete, masonry, wood, or dissimilar metals, in exterior work and work to be built into exterior and below grade walls and decks, with a heavy coat of bituminous paint. Do not extend coating onto exposed surfaces.

## CLEANING AND PROTECTION

### A. Clean Up:

During the process of installation, remove from the project daily all discarded paint materials, rubbish, cans and rags.

### B. Completion:

At completion of installation:

1. Repair or replace damaged units as directed.
2. Check all items for correct placement.
3. Clean, oil and polish all surfaces, using only cleaners and methods specified by manufacturer's instructions.
4. Remove all crating and debris from project and leave premises in clean condition.
5. Repair and repaint any building surfaces damaged by Contractor's workers during sign installation.

The sign contractor shall indemnify and hold harmless Friedland Wyatt Design, Inc., and/or Bramalea Pacific, Inc., their principals, directors, and shareholders, of and from any and all claims, damages, causes of action, costs and expenses, including attorney's fees, as a result of or arising out of the construction, fabrication, erection, transportation, storage, engineering design, or foundation work of sign contractor, or any subcontractor or consultant employed or used by sign contractor for any work undertaken by sign contractor for Friedland Wyatt Design, Inc., or its clients.

**Friedland  
Wyatt  
Design,  
Inc.**

55 Stevenson Street  
San Francisco, California 94105  
Telephone 415 974 3666  
Facsimile 415 974 3683

**City Center  
West Garage  
Graphics  
& Signage**

Drawn By: *MB, DG, MF*

Checked by: *JW*

Date: *1 February 1991*

Client: *Bramalea Pacific, Inc.*

Job No: *810-009*

Revisions:

All drawings and written material appearing herein constitute the original and unpublished work of the designer and may not be duplicated, used or disclosed without the prior written consent of the designer. Written dimensions shall have precedence over scaled dimensions. Contractors shall verify and be responsible for all dimensions and conditions on the job. This office must be notified of any variations from the dimensions and conditions shown by these drawings. Shop details must be submitted to this office for approval before proceeding with fabrication.

**Fabrication and  
Installation  
Specifications**

Approved by:

Sheet No: 3 of 48

**S-3**

## Sign Type Schedule

Type Description	Notes	Size	Quantity
<b>A</b> Building Identification	Reverse Channel illuminated letters pin-mounted on wall	16' x 14" x 2"	2
<b>AA</b> Building Identity	Sandblasted into tile	2'-6" x 9"	2
<b>B</b> Building Identity Info Plaques	Acrylic sign, back-screened and sprayed with routed edge; screwed flush to wall with stainless steel covers	18" x 18" x 3/4"	4
<b>D</b> Height Caution Bars	Paint existing bars, vinyl die-cut letters	9.5' x 14"	4
<b>DD</b> Height Clearance Bars	PVC tube capped smooth both ends Hang from ceiling	4" diameter 14' or 28'	4
<b>E</b> Parking "Blade" signs	Blade signs, floor mounted; welded and painted steel with vinyl die-cut letters	2'-6" x 3'-6"	6
<b>F</b> Directional Signs: Auto	Beam Mounted Option A. 1/4" Medex, painted, vinyl die-cut letters Option B. Paint on beam, apply vinyl die-cut letters Option C. Apply vinyl die-cut letters only	16' x 18" x 1"	29
<b>FF</b> Directional Signs: Auto	Ceiling Mounted Medex Boards, painted, die-cut vinyl letters	16' x 18" x 1"	27
<b>G</b> Directional Signs (Pedestrian)	Option A. 1/4" Medex, painted, vinyl die-cut letters Option B. Paint on wall, apply vinyl die-cut letters Option C. Apply vinyl die-cut letters only	30" x 30" 1/4"	4
<b>H</b> Directional Wall Graphics	Painted on wall; vinyl die-cut some of the letters	aprx. 9' height	22
<b>I</b> Floor Level Column Signs	Option A. Paint on wall, apply vinyl die-cut letters Option B. Apply vinyl die-cut letters only	24" x 24"	309 30 (I a)
<b>II</b> Split Level Column Sign	Paint on column	24" x 24"	17
<b>III</b> Basement Levels Column Sign	Option A. Paint on wall, apply vinyl die-cut letters Option B. Apply vinyl die-cut letters only	18" x 18"	121 12 (III a)
<b>IIII</b> Roof Level Light Pole Sign	1/2" Medex four-sided box mounted to light pole; paint finish with vinyl die-cut graphics	24" x 24" x 24" x 1/2"	2
<b>K</b> Elevator Lobby Signs	Clear Acrylic back-sprayed with silk-screened graphics; concrete "frame" top and bottom fastened to existing concrete wall	2' x 3.5' x 3 1/4"	18
<b>L</b> Stair Signs	Option A. 1/4" Medex, paint finish vinyl die-cut letters Option B. Paint background on wall, die-cut vinyl letters Option B. Apply vinyl die-cut letters only	12" x 12" x 1/4"	27

Type Description	Notes	Size	Quantity
<b>LL</b> Stair Signs (Fire Code)	Option A. 1/4" Medex, paint finish vinyl die-cut letters Option B. Paint background on wall, vinyl die-cut letters Option C. Apply vinyl die-cut letters only	12" x 12" x 1/4"	26
<b>LLL</b> Horizontal Stair Signs	Option A. 1/4" Medex, paint finish vinyl die-cut letters Option B. Paint background on wall, vinyl die-cut letters Option C. Apply vinyl die-cut letters only	36" x 12" x 1/4"	7
<b>M</b> Operational Signs	Option A. 1/4" Medex, paint finish vinyl die-cut letters Option B. Paint background on wall, vinyl die-cut letters Option C. Apply vinyl die-cut letters only	12" x 12" x 1/4"	13
<b>MM</b> Restroom Signs	Option A. 1/4" Medex, paint finish vinyl die-cut letters	12" x 12" x 1/4"	2
<b>P</b> Pylon Directional Sign	Brushed Stainless Steel, Freestanding, Porcelain Enamel, Double faced	2'-6" x 9"(sign)	1
<b>Q</b> For Assistance Call	Option A. 1/4" Medex, paint finish vinyl die-cut letters Option B. Paint background on wall, vinyl die-cut letters Option C. Apply vinyl die-cut letters only	12" x 12" x 1/4"	37
<b>R</b> Special Events	Clear acrylic box with hinged flap; screws closed on bottom	30" x 39"	1
<b>T</b> Elevator Button Rings	Acrylic rings encircling elevator car buttons and floor indicator lights	1 1/4" diameter 1/4" wide	72
<b>U</b> Handicap Parking	Option A. Paint on wall, apply vinyl die-cut letters Option B. Apply vinyl die-cut letters only	12" x 12"	72

**Friedland  
Wyatt  
Design,  
Inc.**

55 Stevenson Street  
San Francisco, California 94105  
Telephone 415 974 3666  
Facsimile 415 974 3683

**City Center  
West Garage  
Graphics  
& Signage**

Drawn By: *MB, DG, MF*

Checked by: *JW*

Date: *1 February 1991*

Client: *Bramalea Pacific, Inc.*

Job No: *810-009*

Revisions:

All drawings and written material appearing herein constitute the original and unpublished work of the designer and may not be duplicated, used or disclosed without the prior written consent of the designer. Written dimensions shall have precedence over scaled dimensions. Contractors shall verify and be responsible for all dimensions and conditions on the job. This office must be notified of any variations from the dimensions and conditions shown by these drawings. Shop details must be submitted to this office for approval before proceeding with fabrication.

**Sign Type  
Schedule**

Approved by:

Sheet No: 4 of 48

**S-4**



## Message Schedule

Sign	Message	Qty	Location
A-1	City Center West Garage	2	FP-3
AA-1	City Center West Garage	2	FP-3
B-1	City Center West Garage • Hours of Operation Mon.-Fri. 6:00 am-8:00 pm Sat.-Sun. 8:00 am-6:00 pm • Afterhours entrance only at CenterWalk and Jefferson St.	3	FP-3
B-2	City Center West Garage • Hours of Operation Mon.-Fri. 6:00 am - 8:00 pm Sat.-Sun. 8:00 am -6:00 pm	1	FP-3
D-1	Clearance 7'0" Handicap Vehicles 8'2" (Message repeated over center and north bay).	2	FP-3
D-2	Clearance 7'0" Handicap entry at Jefferson Street only. (Message repeated over center and south bays. On 12th St. repeat over both bays.)	2	FP-3
DD-1	(diagonal yellow and black stripes)	4	FP-3
E-1	Hours of Operation Mon.-Fri. 6:00 am - 8:00 pm Sat., Sun. 8:00 am - 6:00 pm  Maximum Weight Limit 6000 lbs. In case of Emergency call 464-8211  Parking Regulations Parkers must park in marked spaces. Reserved space for reserved parker only. Violators will be cited, Sec. 21113 CVC.  This garage only provides a parking space. The garage does not provide safe-keeping for your vehicle. We will not be responsible if your car is stolen or damaged. The ticket you received is not a receipt for your vehicle, but a method of calculating your parking charge. The attendants are present solely to collect money and are unable to verify ownership of the vehicles departing this garage. Not responsible for articles left in cars.	2	FP-3
E-2	Monthly Parkers Cardholder Entry Only	1	FP-3
E-3	Right Turn Only	1	FP-3
E-4	Unauthorized vehicles not displaying distinguishing placards or license plates issued for physically disabled persons may be towed away at owner's expense. Towed vehicles may be reclaimed at _____ or by telephoning _____.	2	FP-3

Sign	Message	Qty	Location
F-1	» Parking Exit	2	FP-1
F-2	" Exit » Parking	2	FP-1/FP-2
F-3	" Parking »	5	FP-1/FP2/FP-4/FP-5/FP-6
F-4	" Parking ' » Handicap Vehicles	1	FP-3
F-5	" Exit Martin Luther King Jr. Way ' Exit Jefferson Street » Exit: Monthly Parkers Only 12th Street	1	FP-3
F-6	' Exit to Martin Luther King Jr. Way	1	FP-3
F-7	' Lower Level Parking » No Left Turn Caution 7'0 Clearance	1	FP-3
F-8	' Upper Level Parking	1	FP-3
F-9	Do Not Enter	1	FP-3
F-10	" Exit	2	FP-3
F-11	" Exit Jefferson Street » Exit: Monthly Parkers Only 12th Street	1	FP-3
F-12	" Parking » Exit	3	FP-4/FP-5/FP-6
F-14	» Exit	8	FP-3 through FP-8
FF-1	Side 1 Exit » Side 2 " Exit	2	FP-1/FP-2
FF-2	" Exit	2	FP-1/FP-2
FF-4	Side 1 " Parking » Exit Martin Luther King Jr. Way Side 2 " Exit Martin Luther King Jr. Way » Parking	1	FP-3
FF-5	Caution: 7'0" Clearance Beyond This Point.	1	FP-3
FF-6	' No Exit " Left Turn Only	1	FP-3
FF-7	Do Not Enter	1	FP-3
FF-8	' Exit: Monthly Parkers Only 12th St. Right Turn Only » Lower Level Parking	1	FP-3
FF-9	" Upper Level Parking	5	FP-4 through FP-8

**Friedland  
Wyatt  
Design,  
Inc.**

55 Stevenson Street  
San Francisco, California 94105  
Telephone 415 974 3666  
Facsimile 415 974 3683

## City Center West Garage Graphics & Signage

Drawn By: MB, DG, MF

Checked by: JW

Date: 1 February 1991

Client: Bramalea Pacific, Inc.

Job No: 810-009

Revisions:

All drawings and written material appearing herein constitute the original and unpublished work of the designer and may not be duplicated, used or disclosed without the prior written consent of the designer. Written dimensions shall have precedence over scaled dimensions. Contractors shall verify and be responsible for all dimensions and conditions on the job. This office must be notified of any variations from the dimensions and conditions shown by these drawings. Shop details must be submitted to this office for approval before proceeding with fabrication.

## Message Schedule

Approved by:

Sheet No: 5 of 48

**S-5**

**City Center  
West Garage  
Graphics  
& Signage**

Drawn By: *MB, DG, MF*

Checked by: *JW*

Date: *1 February 1991*

Client: *Bramalea Pacific, Inc.*

Job No: *810-009*

Revisions:

All drawings and written material appearing herein constitute the original and unpublished work of the designer and may not be duplicated, used or disclosed without the prior written consent of the designer. Written dimensions shall have precedence over scaled dimensions. Contractors shall verify and be responsible for all dimensions and conditions on the job. This office must be notified of any variations from the dimensions and conditions shown by these drawings. Shop details must be submitted to this office for approval before proceeding with fabrication.

**Message  
Schedule**

Approved by:

Sheet No: 6 of 48

**S-6**

Sign	Message	Qty	Location
FF-10	Side 1 ' Parking " Exit Side 2 ' Parking » Exit	3	FP-4/FP-5/FP-6
FF-11	Side 1 ' Parking ' Exit Side 2 " Upper Level ' Parking Parking	3	FP-4/FP-5/FP-6
FF-12	» Exit	3	FP-4/FP-5/FP-6
FF-13	Side 1 ' Parking » Side 2 " Parking '	1	FP-1
G-1	Pedestrian Exit Martin Luther King Jr. Way	1	FP-3
G-2	Pedestrian Exit Jefferson Street	1	FP-3
G-3	Pedestrian Exit CenterWalk	2	FP-3
H-1	Stairs & Elevators " Martin Luther King Jr. Way	8	FP-2 through FP-9
H-2	Stairs & Elevators " Jefferson Street	13	FP-1 through FP-9
H-3	Stairs & Elevators " Jefferson Street	1	FP-1
I-1	Street	53	FP-3
I a-1	Street	6	FP-3
I-2	2	59	FP-4
I a-2	2	6	FP-4
I-3	3	59	FP-5
I a-3	3	6	FP-5
I-4	4	51	FP-6
Ia-4	4	4	FP-6
I-5	5	42	FP-7
Ia-5	5	4	FP-7
I-6	6	43	FP-8
I a-6	6	4	FP-8
I-7	7	5	FP-9

Sign	Message	Qty	Location
II-1	(color field)	1	FP-1
II-2	(color field)	2	FP-2
II-3	(color field)	2	FP-3
II-4	(color field)	2	FP-4
II-5	(color field)	2	FP-5
II-6	(color field)	2	FP-6
II-7	(color field)	2	FP-7
II-8	(color field)	2	FP-8
II-9	(color field)	2	FP-9
III-1	B	64	FP-1
IIIa-1	B	6	FP-1
III-2	A	57	FP-2
III a-2	A	6	FP-2
IIII-1	7	2	FP-9
K-1	Level B  In case of fire use stairs for exit. Do not use elevators. No Smoking  Evacuation Map  Elevator Buttons  Intercom  Floor Level Indicator  [These signs will also have City Center site maps showing all pertinent buildings, shopping and restaurants with "you are here" indicators.]	1	FP-1
K-2	Level B [All other copy and maps will be the same as above except "you are here" indicator.]	1	FP-1
K-3	Level A [All other copy and maps will be the same as above except "you are here" indicator.]	1	FP-2
K-4	Level A [All other copy and maps will be the same as above except "you are here" indicator.]	1	FP-2



**City Center  
West Garage  
Graphics  
& Signage**

Drawn By: *MB, DG, MF*

Checked by: *JW*

Date: *1 February 1991*

Client: *Bramalea Pacific, Inc.*

Job No: *810-009*

Revisions:

All drawings and written material appearing herein constitute the original and unpublished work of the designer and may not be duplicated, used or disclosed without the prior written consent of the designer. Written dimensions shall have precedence over scaled dimensions. Contractors shall verify and be responsible for all dimensions and conditions on the job. This office must be notified of any variations from the dimensions and conditions shown by these drawings. Shop details must be submitted to this office for approval before proceeding with fabrication.

**Message  
Schedule**

Approved by:

Sheet No: 7 of 48

**S-7**

Sign	Message	Qty	Location
K-5	Street Level [All other copy and maps will be the same as above except "you are here" indicator.]	1	FP-3
K-6	Street Level [All other copy and maps will be the same as above except "you are here" indicator.]	1	FP-3
K-7	Level 2 [All other copy and maps will be the same as above except "you are here" indicator.]	1	FP-4
K-8	Level 2 [All other copy and maps will be the same as above except "you are here" indicator.]	1	FP-4
K-9	Level 3 [All other copy and maps will be the same as above except "you are here" indicator.]	1	FP-5
K-10	Level 3 [All other copy and maps will be the same as above except "you are here" indicator.]	1	FP-5
K-11	Level 4 [All other copy and maps will be the same as above except "you are here" indicator.]	1	FP-6
K-12	Level 4 [All other copy and maps will be the same as above except "you are here" indicator.]	1	FP-6
K-13	Level 5 [All other copy and maps will be the same as above except "you are here" indicator.]	1	FP-7
K-14	Level 5 [All other copy and maps will be the same as above except "you are here" indicator.]	1	FP-7
K-15	Level 6 [All other copy and maps will be the same as above except "you are here" indicator.]	1	FP-8

Sign	Message	Qty	Location
K-16	Level 6 [All other copy and maps will be the same as above except "you are here" indicator.]	1	FP-8
K-17	Level 7 [All other copy and maps will be the same as above except "you are here" indicator.]	1	FP-9
K-18	Level 7 [All other copy and maps will be the same as above except "you are here" indicator.]	1	FP-9
L-1	Stair #1	2	FP-1/FP-2
L-2	» Stair #1	3	FP-3/FP-4/FP-5
L-3	' Stair #1	2	FP-4/FP-5
L-4	Stair #2	2	FP-1/FP-2/FP-3/FP-4
L-5	» Stair #2	1	FP-3
L-6	Stair #2 » Down ' Up	1	FP-4
L-8	Stair #5 » Up ' Down	1	FP-6
L-9	» Stair #5	2	FP-9
L-10	Stair #4	5	FP-1/FP-2/FP-3/FP-5
L-11	' Stair #4	1	FP-4
L-12	" Stair #4	1	FP-4
L-14	Stair #6 ' Up » Down	1	FP-6
L-15	Stair #6	2	FP-9
L-16	Stair #3	2	FP-3
L-17	Stair #3 ' Up " Down	1	FP-4
LL-1	Stair 1 Roof Access B(*) B through 3	5	FP-1/FP-2/FP-3/FP-4
LL-2	Stair 2 Roof Access B(*) B through 2	6	FP-1/FP-2/FP-3 /FP-4/FP-6

**City Center  
West Garage  
Graphics  
& Signage**

Drawn By: *MB, DG, MF*

Checked by: *JW*

Date: *1 February 1991*

Client: *Bramalea Pacific, Inc.*

Job No: *810-009*

Revisions:

All drawings and written material appearing herein constitute the original and unpublished work of the designer and may not be duplicated, used or disclosed without the prior written consent of the designer. Written dimensions shall have precedence over scaled dimensions. Contractors shall verify and be responsible for all dimensions and conditions on the job. This office must be notified of any variations from the dimensions and conditions shown by these drawings. Shop details must be submitted to this office for approval before proceeding with fabrication.

**Message  
Schedule**

Approved by:

Sheet No: 8 of 48

**S-8**

Sign	Message	Qty	Location
LL-3	Stair 5 Roof Access 4(*) 4 through 7	4	FP-6/FP-7/FP-8 /FP-9
LL-4	Stair 4 Roof Access B(*) B through 3	5	FP-1 through FP-5
LL-5	Stair 6 Roof Access 4(*) 4 through 7	4	FP-6 through FP-9
LL-6	Stair 3 No Roof Access S (*) S through 2	2	FP-3/FP-4
<b>*Fabricator to change floor level number at each floor</b>			
LLL-1	Stairs	2	FP-5/FP-6
LLL-2	Stair 5 » Up ' Down	2	FP-6
LLL-3	Stair 6	2	FP-7/FP-8
LLL-4	' Stair 5	2	FP-7/FP-8
M-1	Authorized Personnel Only	9	FP-1/FP-2/FP-3/FP-5
M-2	Parking Management Office	1	FP-3
M-3	S-1 Authorized Personnel Only	1	FP-1/FP-3
M-4	S-2 Authorized Personnel Only	1	FP-1
M-5	S-3 Authorized Personnel Only	1	FP-1
M-6	Parking Rates 0 - 1 Hour \$0.65 1 - 2 Hours \$1.50 Each Additional Hour \$0.80 24 Hours Maximum \$10.00 Lost Ticket \$10.00 Hours of Operation Mon. - Fri 6:00 am - 8:00 pm Sat. - Sun. 8:00 am - 6:00 pm	4	FP-3
MM-1	Men [with Intl. symbol]	1	FP-3
MM-2	Women [with Intl. symbol]	1	FP-3
Q-1	Press For Assistance	37	FP-1 through FP-10
R-1	Special Events	1	FP-3
T-1	Color-coded Elevator Disks	72	Elevator Cars

## Material Schedule

MATERIAL	REFERENCE	DESCRIPTION	SOURCE
Plastic	PL-1	1/4" thick Polycarbonate Acrylic	Provide Source
	PL-2	1/2" thick Polycarbonate Acrylic	Provide Source
	PL-3	Opaque Acrylic to match Marine Blue	Fuller O'Brien D-122
	PL-4	Opaque Acrylic to match Electra	Fuller O'Brien F-121
	PL-5	Opaque Acrylic to match Ultra Orange	Fuller O'Brien C-119
	PL-6	Opaque Acrylic to match Navajo	Fuller O'Brien E-65
	PL-7	Opaque Acrylic to match Radiance	Fuller O'Brien A-116
	PL-8	Opaque Acrylic to match Madcap	Fuller O'Brien C-132
	PL-9	Opaque Acrylic to match Afterglow	Fuller O'Brien B-117
	PL-10	Opaque Acrylic to match Zenith	Fuller O'Brien D-108
	PL-11	Opaque Acrylic to match Bittersweet	Fuller O'Brien B-132
Sign Panels	SP-1	1/4" Medex	Provide Source
	SP-2	1/2" Medex	Provide Source
Paint	P1	Fossil	Fuller O'Brien H-98
	P2	Del Rio	Fuller O'Brien A-61
	P3	Marine Blue	Fuller O'Brien D-122
	P4	Electra	Fuller O'Brien F-121
	P5	Ultra Orange	Fuller O'Brien C-119
	P6	Navajo	Fuller O'Brien E-65
	P7	Radiance	Fuller O'Brien A-116
	P8	Madcap	Fuller O'Brien C-132
	P9	Afterglow	Fuller O'Brien B-117
	P10	Zenith	Fuller O'Brien D-108
	P11	Bittersweet	Fuller O'Brien B-132
	P12	Ultra Black	Fuller O'Brien H-135

MATERIAL	REFERENCE	DESCRIPTION	SOURCE
	P13	Marble White	Fuller O'Brien H-111
	P14	Green Black Fluropon	Desoto 398F014
	P15	Autumn Nocturne	Fuller O'Brien B-80-B
	P16	Handicap Blue	15090 Federal Standard 595 A of section 2-1720
	P17	Iron Grey	Fuller O'Brien H-88
	* all paints satin finished, oil based		
Vinyl Die-Cut	VDC-1	Black (Satin Finish)	Provide source and specification
	VDC-2	White (Satin Finish)	Provide source and specification
	VDC-3	Black Scotchlite Reflective	Provide source and specification
Cement	C-1	cement	Match walls in elevator lobbies
Steel	S-1	1/2" thick	Provide source

**Friedland  
Wyatt  
Design,  
Inc.**

55 Stevenson Street  
San Francisco, California 94105  
Telephone 415 974 3666  
Facsimile 415 974 3683

**City Center  
West Garage  
Graphics  
& Signage**

Drawn By: MB, DG, MF

Checked by: JW

Date: 1 February 1991

Client: Bramalea Pacific, Inc.

Job No: 810-009

Revisions:

All drawings and written material appearing herein constitute the original and unpublished work of the designer and may not be duplicated, used or disclosed without the prior written consent of the designer. Written dimensions shall have precedence over scaled dimensions. Contractors shall verify and be responsible for all dimensions and conditions on the job. This office must be notified of any variations from the dimensions and conditions shown by these drawings. Shop details must be submitted to this office for approval before proceeding with fabrication.

**Materials  
Schedule**

Approved by:

Sheet No: 9 of 48

**S-9**

A B C D E F G H I J K L M N O P Q R S T  
U V W X Y Z 1 2 3 4 5 6 7 8 9 0 ( ) & \$ . -  
a b c d e f g h i j k l m n o p q r s t u v w x y z

Goudy Oldstyle Roman

A B C D E F G H I J K L M N O P Q R S T  
U V W X Y Z 1 2 3 4 5 6 7 8 9 0 ( ) & \$ . -  
a b c d e f g h i j k l m n o p q r s t u v w x y z

Goudy Oldstyle Bold

**A B C D E F G H I J K L M N O P Q R S T**  
**U V W X Y Z 1 2 3 4 5 6 7 8 9 0 ( ) & \$ . -**  
**a b c d e f g h i j k l m n o p q r s t**  
**u v w x y z**

Futura Condensed Extra Bold



55 Stevenson Street  
San Francisco, California 94105  
Telephone 415 974 3666  
Facsimile 415 974 3683

City Center  
West Garage  
Graphics  
& Signage

Drawn By: MB, DG, MF

Checked by: JW

Scale: Not to scale

Date: 1 February 1991

Client: Bramalea Pacific, Inc.

Job No: 810-009

Revisions:

All drawings and written material appearing herein constitute the original and unpublished work of the designer and may not be duplicated, used or disclosed without the prior written consent of the designer. Written dimensions shall have precedence over scaled dimensions. Contractors shall verify and be responsible for all dimensions and conditions on the job. This office must be notified of any variations from the dimensions and conditions shown by these drawings. Shop details must be submitted to this office for approval before proceeding with fabrication.


Program  
Fonts

Approved by:


Sheet No: 12 of 50

S12





International Symbol: Women's Bathroom




International Symbol: Men's Bathroom



International Symbol: Fire Extinguisher



International Symbol: Handicap Access



Directional arrow



International Symbol: Right Turn Only

**Friedland  
Wyatt  
Design,  
Inc.**

55 Stevenson Street  
San Francisco, California 94105  
Telephone 415 974 3666  
Facsimile 415 974 3683

**City Center  
West Garage  
Graphics  
& Signage**

Drawn By: *MB, DG, MF*

Checked by: *JW*

Scale: *Not to scale*

Date: *1 February 1991*

Client: *Bramalea Pacific, Inc.*

Job No: *810-009*

Revisions:

All drawings and written material appearing herein constitute the original and unpublished work of the designer and may not be duplicated, used or disclosed without the prior written consent of the designer. Written dimensions shall have precedence over scaled dimensions. Contractors shall verify and be responsible for all dimensions and conditions on the job. This office must be notified of any variations from the dimensions and conditions shown by these drawings. Shop details must be submitted to this office for approval before proceeding with fabrication.

**Program  
Symbols**

Approved by:

Sheet No: 14 of 50

**S14**

**City Center  
West Garage  
Graphics  
& Signage**

Drawn By: MB, DG, MF

Checked by: JW

Scale: 3"=1', unless otherwise noted

Date: 1 February 1991

Client: Bramalea Pacific, Inc.

Job No: 810-009

Revisions:

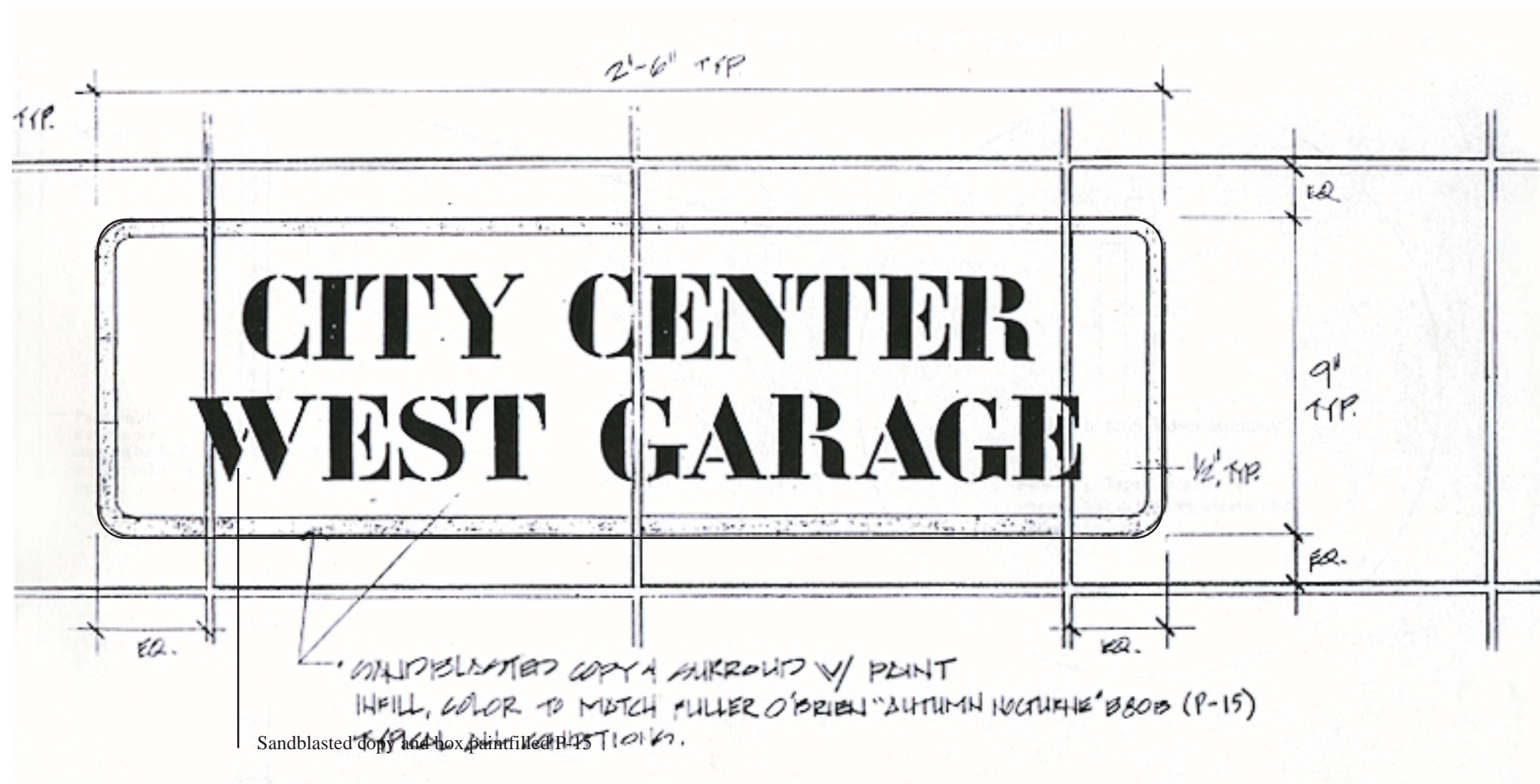
All drawings and written material appearing herein constitute the original and unpublished work of the designer and may not be duplicated, used or disclosed without the prior written consent of the designer. Written dimensions shall have precedence over scaled dimensions. Contractors shall verify and be responsible for all dimensions and conditions on the job. This office must be notified of any variations from the dimensions and conditions shown by these drawings. Shop details must be submitted to this office for approval before proceeding with fabrication.

**Type AA  
Secondary  
Building  
Identification**

Approved by:

Sheet No: 24 of 48

**SG2**



- Notes
1. Site verify all dimensions and conditions.
  2. Coordinate installation and specifications with architect.

55 Stevenson Street  
San Francisco, California 94105  
Telephone 415 974 3666  
Facsimile 415 974 3683

**City Center  
West Garage  
Graphics  
& Signage**

Drawn By: MB, DG, MF

Checked by: JW

Scale: 1/2"=1', unless otherwise noted

Date: 1 February 1991

Client: Bramalea Pacific, Inc.

Job No: 810-009

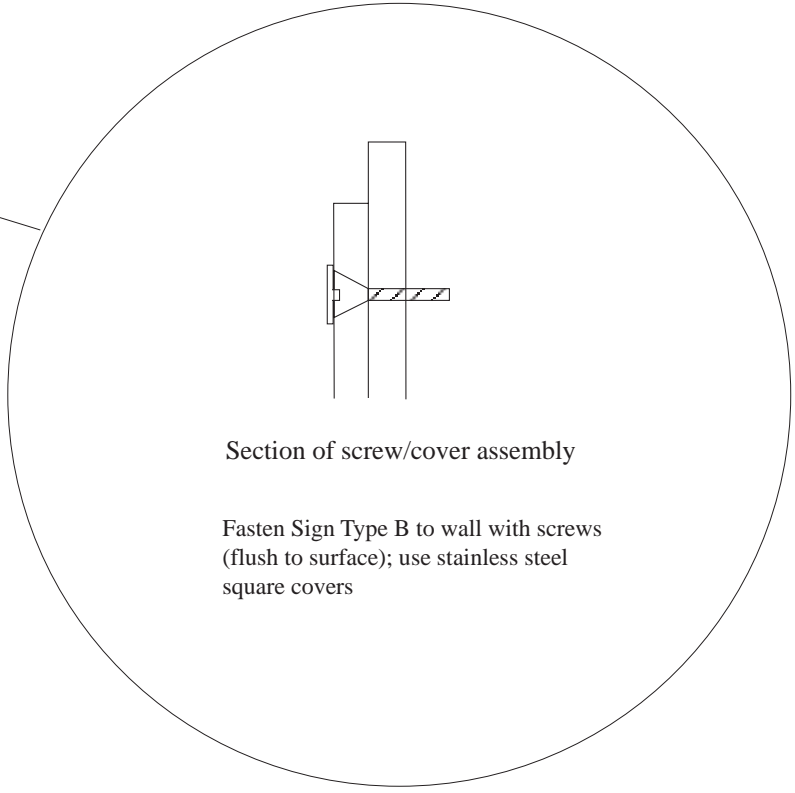
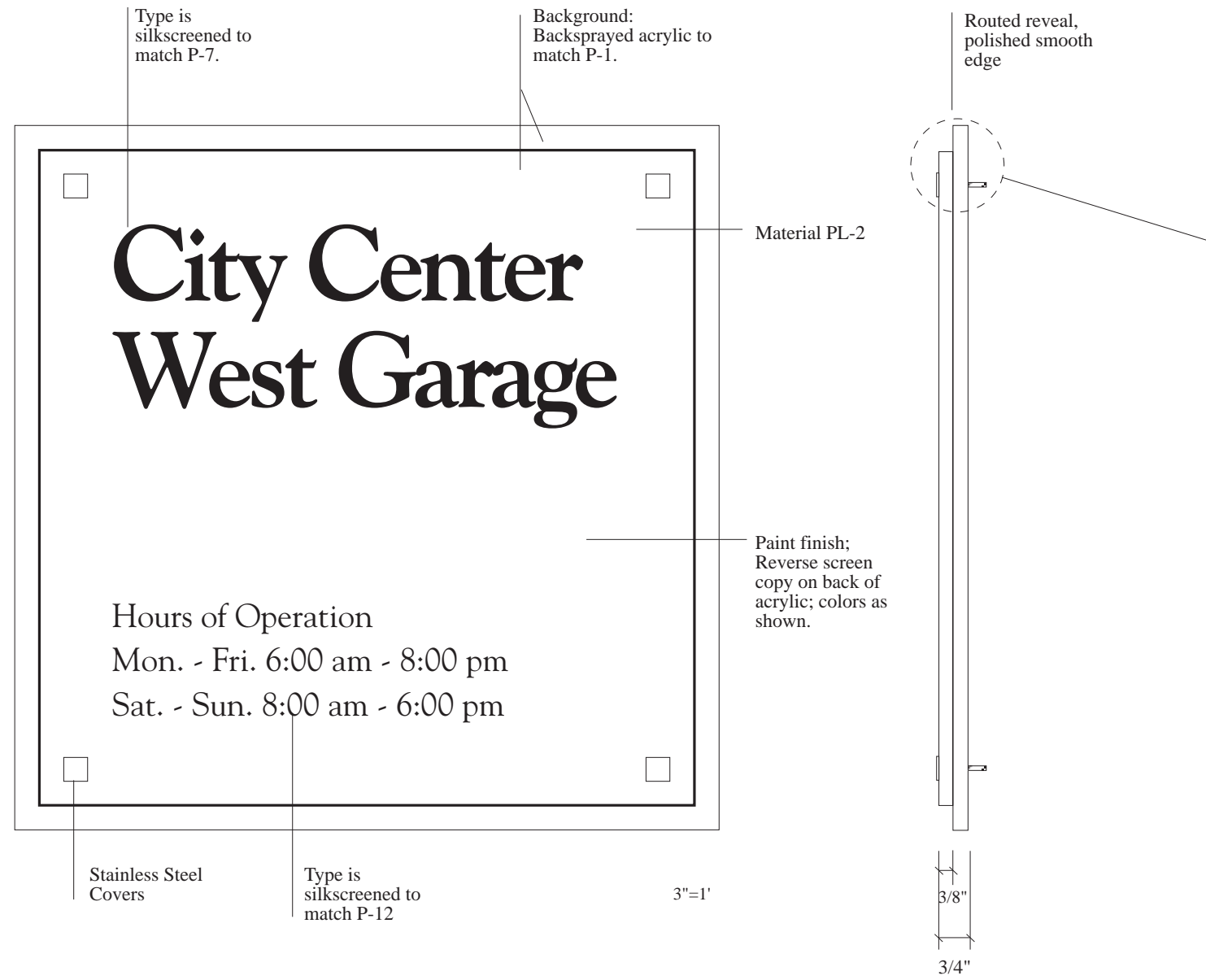
Revisions:

All drawings and written material appearing herein constitute the original and unpublished work of the designer and may not be duplicated, used or disclosed without the prior written consent of the designer. Written dimensions shall have precedence over scaled dimensions. Contractors shall verify and be responsible for all dimensions and conditions on the job. This office must be notified of any variations from the dimensions and conditions shown by these drawings. Shop details must be submitted to this office for approval before proceeding with fabrication.

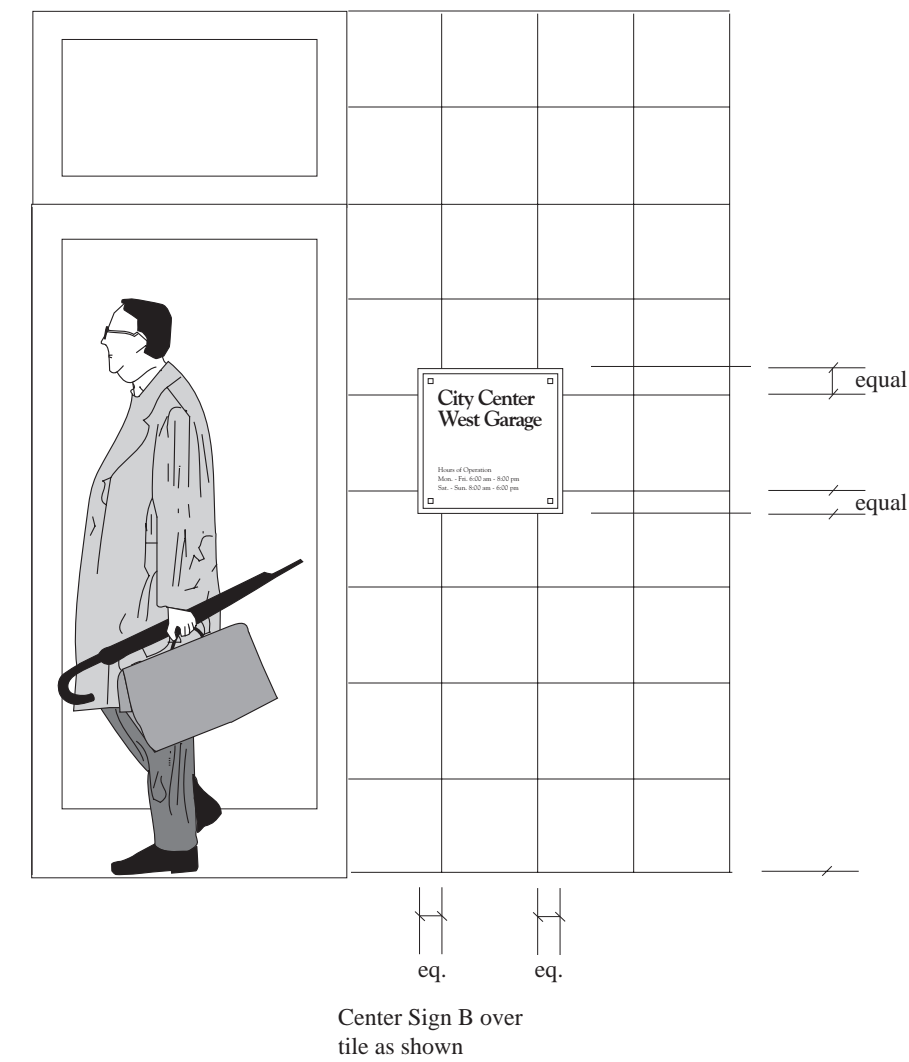
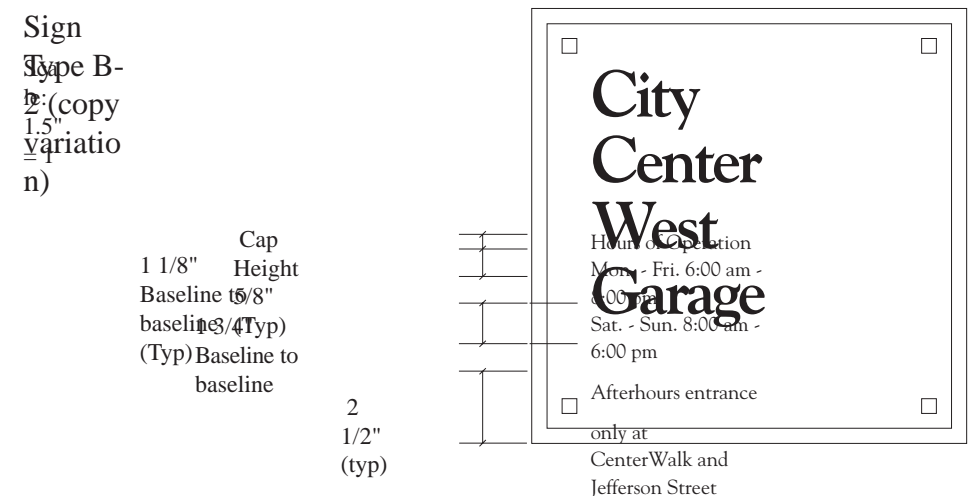
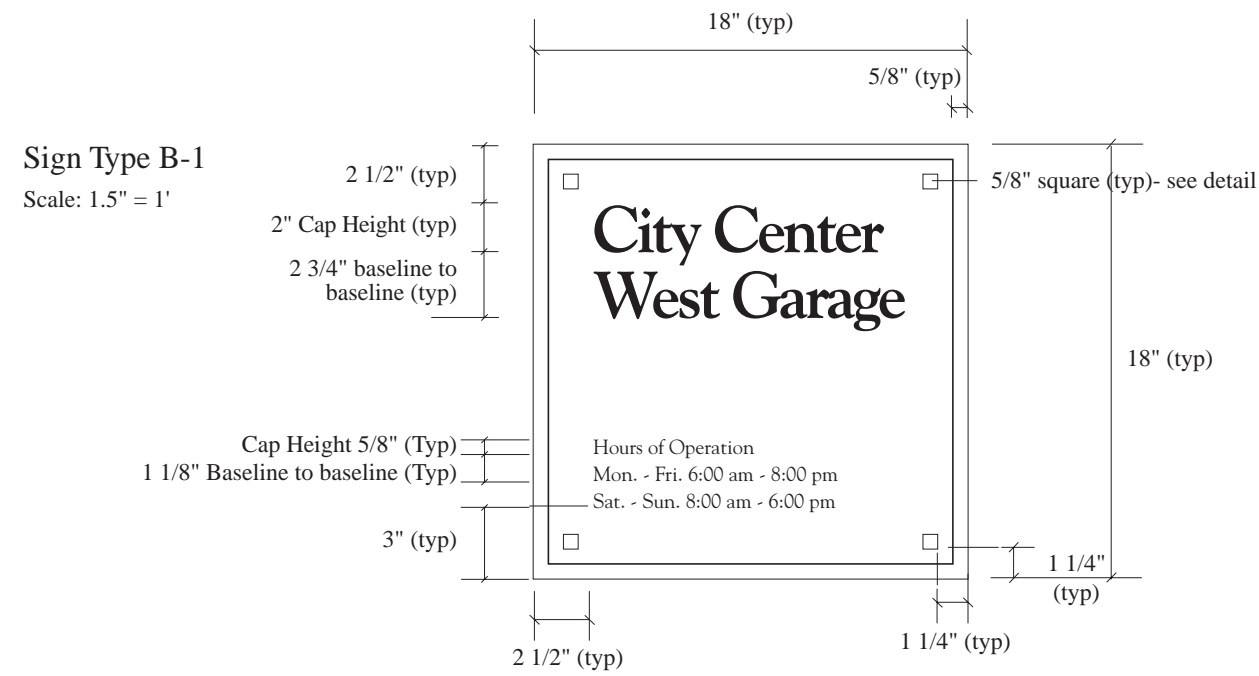
**Type B  
Building  
Identity Plaques**

Approved by:

Sheet No: 28 of 50



- Notes**
1. Provide anchors and fastening for signs as required.
  2. Site verify all mounting conditions and locations.



1/2"=1'

**Friedland  
Wyatt  
Design,  
Inc.**

55 Stevenson Street  
San Francisco, California 94105  
Telephone 415 974 3666  
Facsimile 415 974 3683

**City Center  
West Garage  
Graphics  
& Signage**

Drawn By: *MB, DG, MF*

Checked by: *JW*

Scale: *3"=1'*, unless otherwise noted

Date: *1 February 1991*

Client: *Bramalea Pacific, Inc.*

Job No: *810-009*

Revisions:

All drawings and written material appearing herein constitute the original and unpublished work of the designer and may not be duplicated, used or disclosed without the prior written consent of the designer. Written dimensions shall have precedence over scaled dimensions. Contractors shall verify and be responsible for all dimensions and conditions on the job. This office must be notified of any variations from the dimensions and conditions shown by these drawings. Shop details must be submitted to this office for approval before proceeding with fabrication.

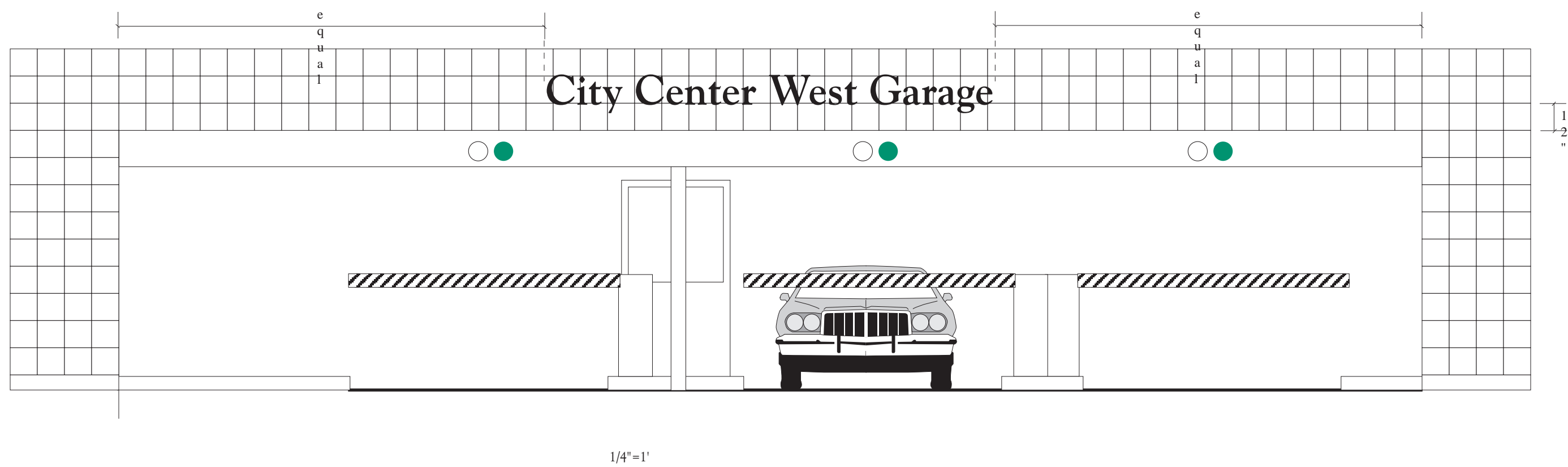
**Type A  
Building  
Identification**

Approved by:

Sheet No: 26 of 50

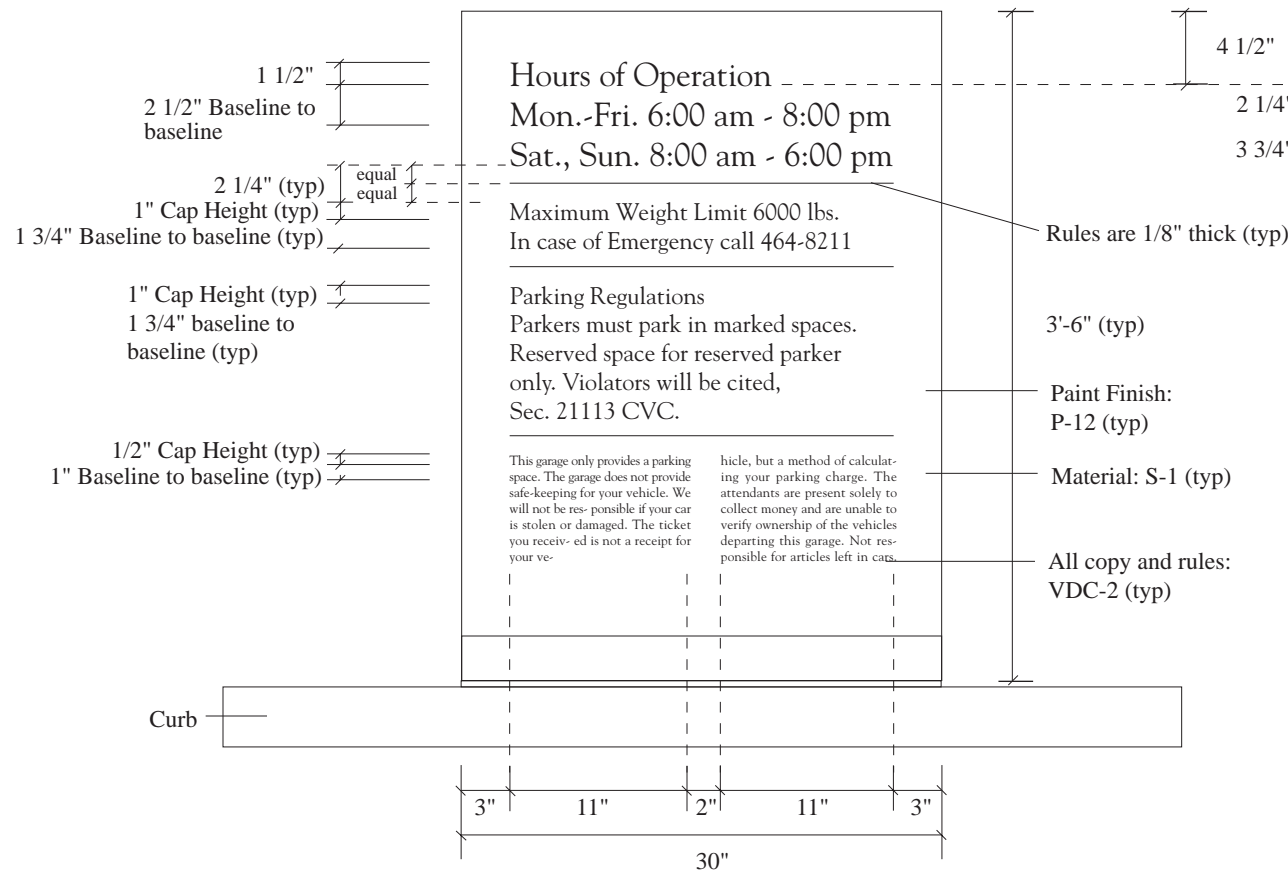
**SG1**

Material: Fabricated Reverse Channel  
Neon-filled letters pin-mounted off of wall to create halo-effect when lit.  
Typeface is Goudy Bold.

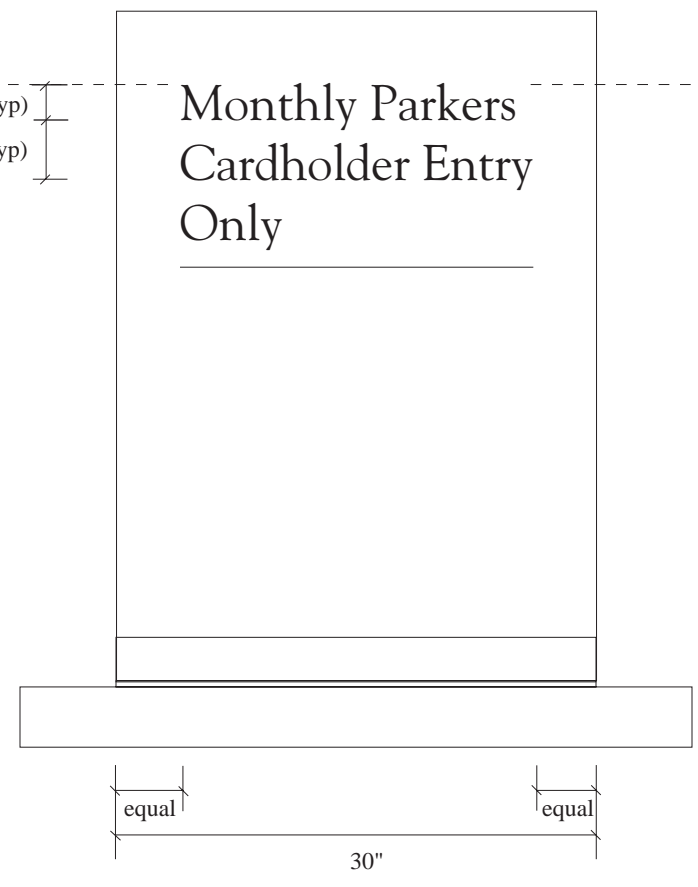


- Notes
1. Provide structural and electrical engineering as required.
  2. Site verify all dimensions and conditions.
  3. Provide structural support and mechanical and fastening design and specifications as required.
  4. Submit shop drawings detailing mechanical fastening, electrical design and copy layout.

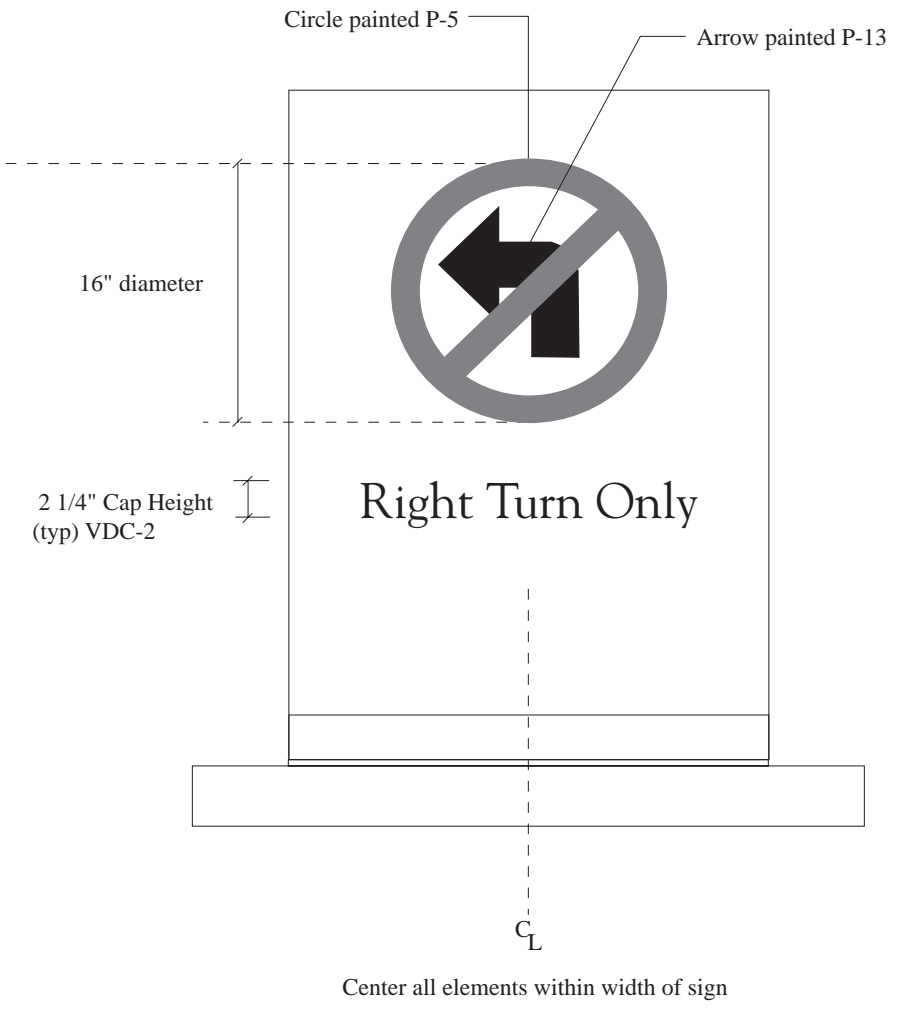




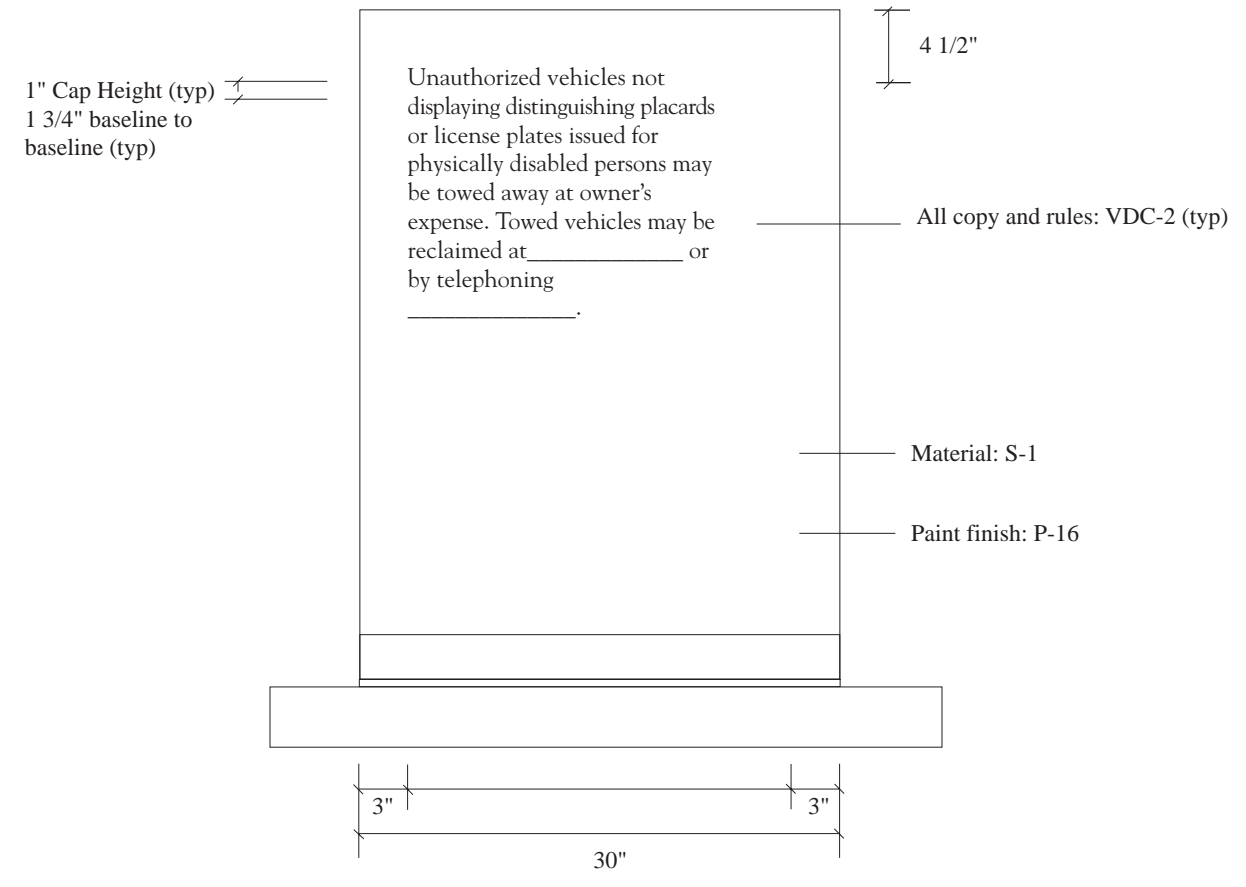
**Sign Type E-1  
Front Elevation**



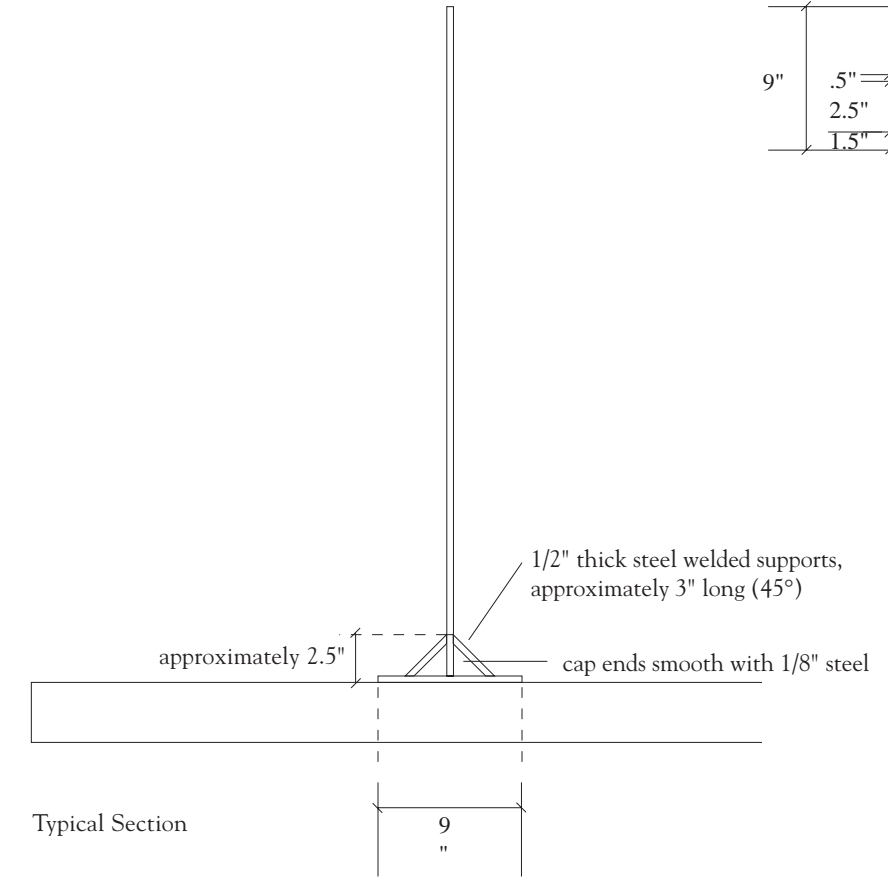
**Sign Type E-2  
Front Elevation**



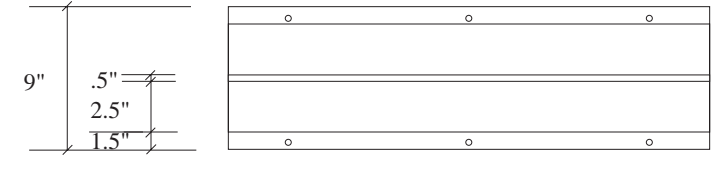
Center all elements within width of sign



**Sign Type E-4  
Front Elevation**



Typical Section



Typical Plan View

- Notes
1. Provide structural support and mechanical and fastening design and specifications as required.
  2. Site verify all dimensions and conditions.
  3. Submit shop drawings detailing internal support, mechanical fastening and electrical design.

Note: Grind smooth all edges, paint P-12 (including base). All letters are VDC-2. (Circle and arrow should be painted as noted).



55 Stevenson Street  
San Francisco, California 94105  
Telephone 415 974 3666  
Facsimile 415 974 3683

**City Center  
West Garage  
Graphics  
& Signage**

Drawn By: MB, DG, MF

Checked by: JW

Scale: 1"=1', unless otherwise noted

Date: 1 February 1991

Client: Bramalea Pacific, Inc.

Job No: 810-009

Revisions:


All drawings and written material appearing herein constitute the original and unpublished work of the designer and may not be duplicated, used or disclosed without the prior written consent of the designer. Written dimensions shall have precedence over scaled dimensions. Contractors shall verify and be responsible for all dimensions and conditions on the job. This office must be notified of any variations from the dimensions and conditions shown by these drawings. Shop details must be submitted to this office for approval before proceeding with fabrication.


**Type E  
Regulation  
Blade Signs**

Approved by:

Sheet No: 27 of 48

**SG5**

16'



Typical three line, three column elevation

**Friedland  
Wyatt  
Design,  
Inc.**

55 Stevenson Street  
San Francisco, California 94105  
Telephone 415 974 3666  
Facsimile 415 974 3683

City Center  
West Garage  
Graphics  
& Signage

Drawn By: MB, DG, MF

Checked by: JW

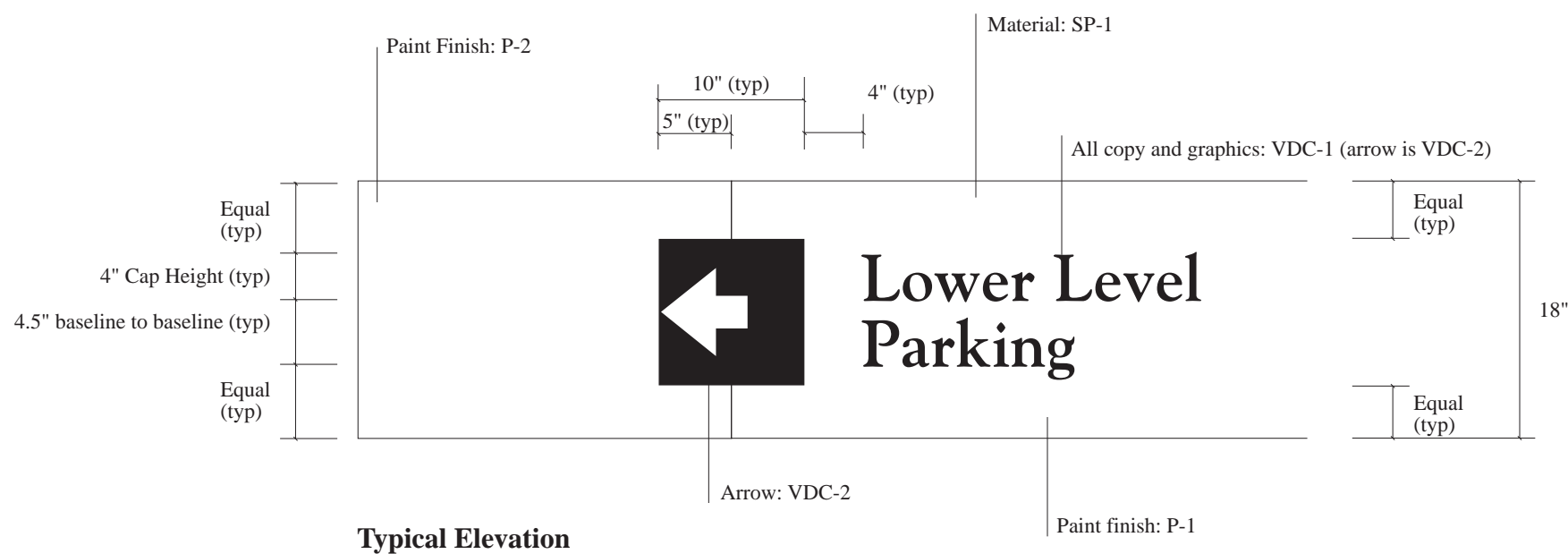
Scale: 3/4"=1', unless otherwise noted

Date: 1 February 1991

Client: Bramalea Pacific, Inc.

Job No: 810-009

Revisions:



Typical Elevation

Notes

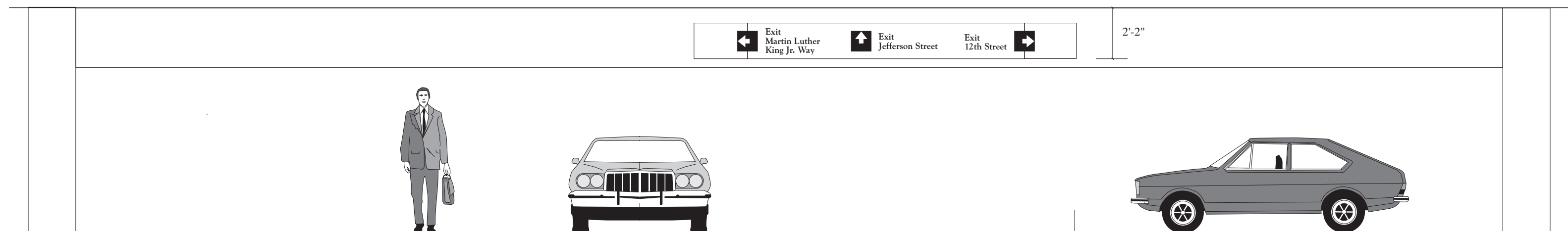
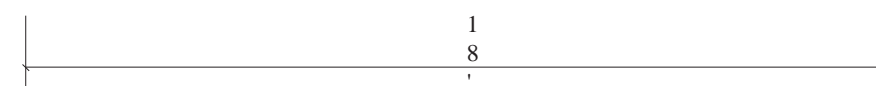
1. Provide structural support and adhesive fastening design and specification as required.
2. Site verify all dimensions and conditions.
3. Provide separate prices for the options listed.
4. Field locate with Friedland Wyatt Design, Inc. Representative

Option A: 1/4" Medex (SP-1), paint background to match P-1, Graphics: VDC-1 and VDC-2

Option B: Paint background on beam to match P-1, apply VDC-1 and VDC-2.

Option C: Apply VDC-1 and VDC-2 only.

All drawings and written material appearing herein constitute the original and unpublished work of the designer and may not be duplicated, used or disclosed without the prior written consent of the designer. Written dimensions shall have precedence over scaled dimensions. Contractors shall verify and be responsible for all dimensions and conditions on the job. This office must be notified of any variations from the dimensions and conditions shown by these drawings. Shop details must be submitted to this office for approval before proceeding with fabrication.



1/4"= 1'

Type F  
Directional  
Signs

(beam mounted)

Approved by:

Sheet No: 28 of 50

**SG6**

Drawn By: MB, DG, MF

Checked by: JW

Scale: 3"=1', unless otherwise noted

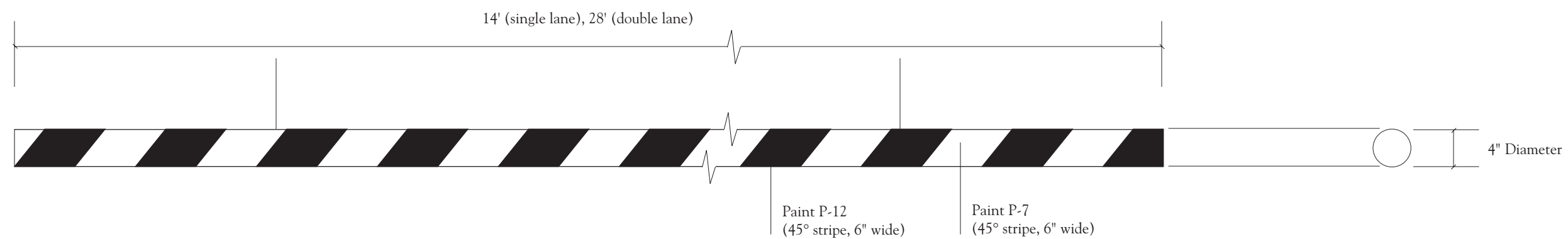
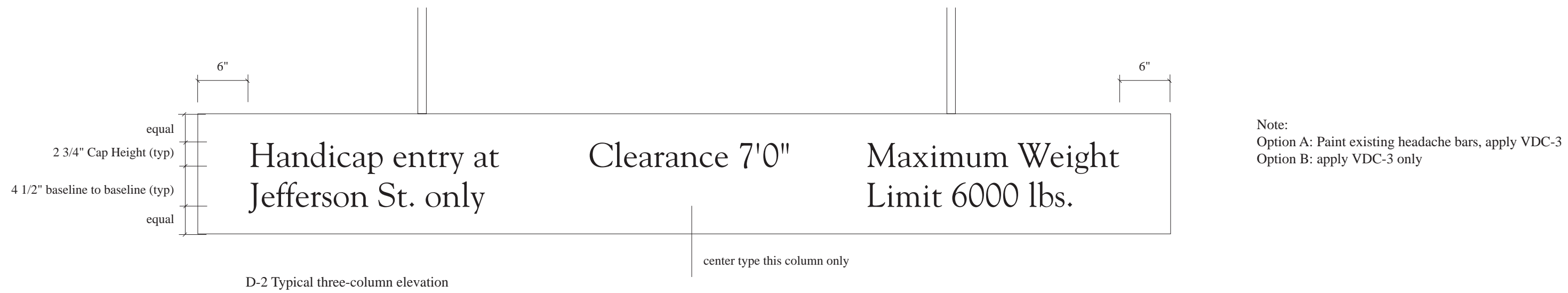
Date: 1 February 1991

Client: Bramalea Pacific, Inc.

Job No: 810-009

Revisions:

All drawings and written material appearing herein constitute the original and unpublished work of the designer and may not be duplicated, used or disclosed without the prior written consent of the designer. Written dimensions shall have precedence over scaled dimensions. Contractors shall verify and be responsible for all dimensions and conditions on the job. This office must be notified of any variations from the dimensions and conditions shown by these drawings. Shop details must be submitted to this office for approval before proceeding with fabrication.

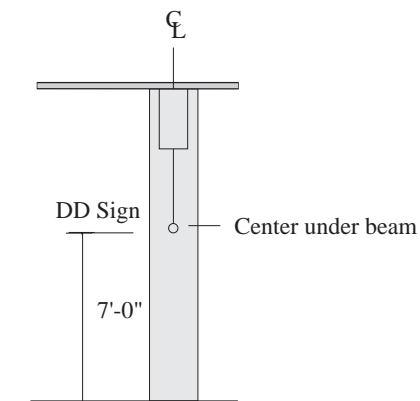
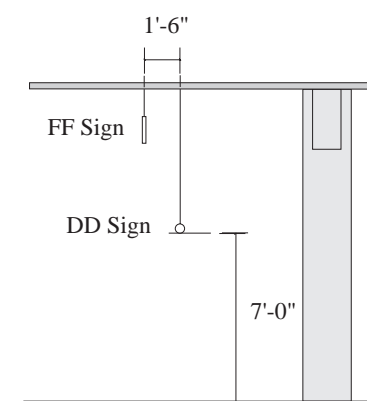


Notes  
PVC Tube capped smooth both ends. Hang by aircraft wire from ceiling or beam, using redheads or equivalent. Eyelets at ceiling/beam sufficient to withstand sustained swaying. Loop through eyelet. Double crimp.

**General Notes**

1. Site verify all dimensions and conditions.
2. Coordinate installation and specifications with architect.
3. Provide fastening design and specification as required.
4. Provide separate option pricing for Sign Type D as noted above.

Mount DD sign types 18" behind FF sign types (typical where applicable)



**Type D and DD  
Clearance  
/Caution Bars**

Approved by:

Sheet No: 29 of 50


All drawings and written material appearing herein constitute the original and unpublished work of the designer and may not be duplicated, used or disclosed without the prior written consent of the designer. Written dimensions shall have precedence over scaled dimensions. Contractors shall verify and be responsible for all dimensions and conditions on the job. This office must be notified of any variations from the dimensions and conditions shown by these drawings. Shop details must be submitted to this office for approval before proceeding with fabrication.

**Type FF  
Auto Directional  
Sign: Ceiling**


Approved by:

Sheet No: 30 of 48

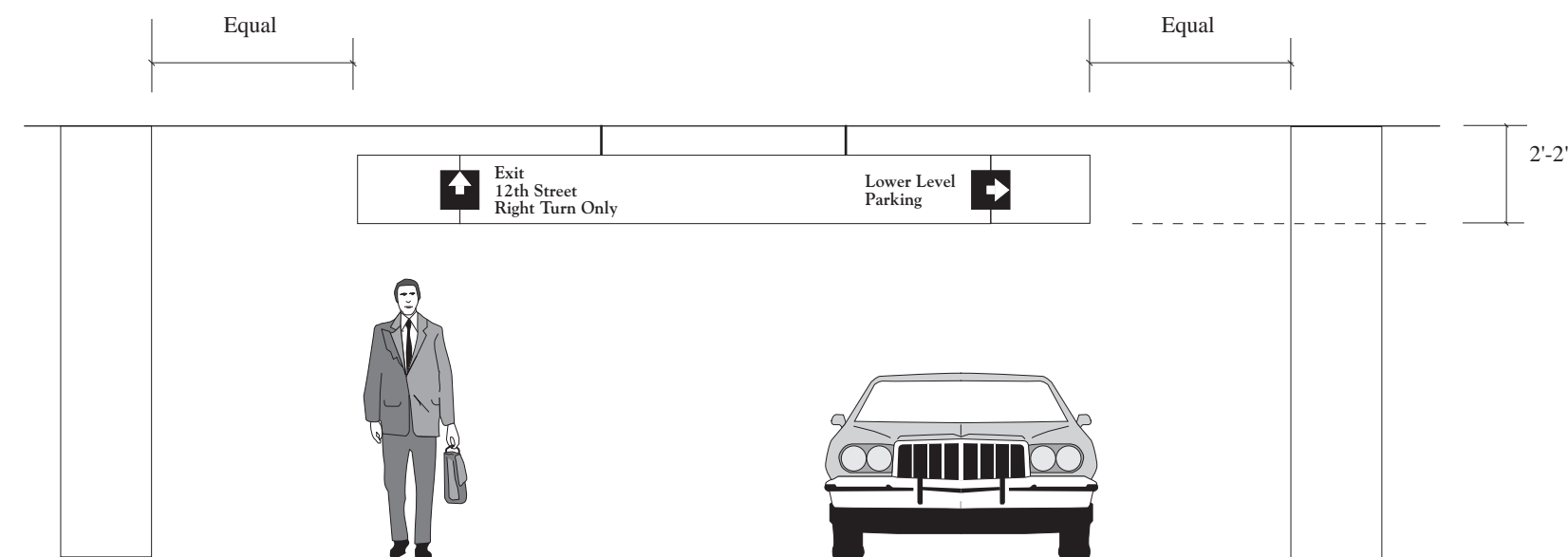
**SG7**



Sign Type FF-5

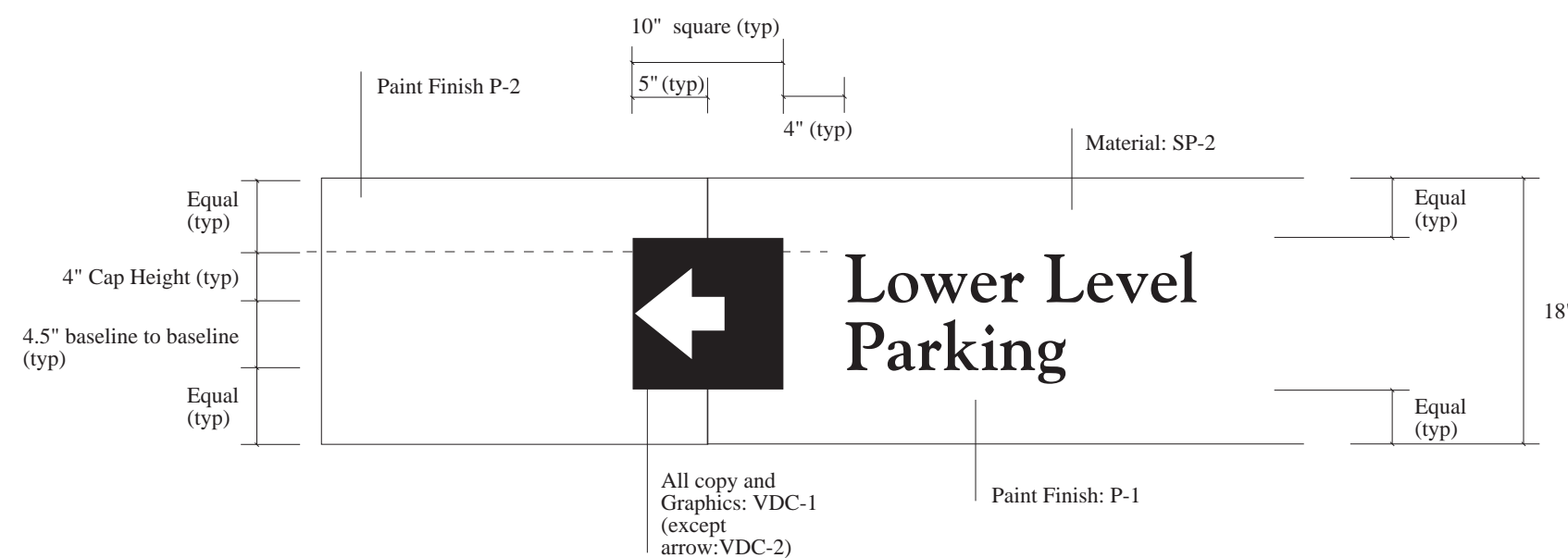


Typical three line version




Notes

1. Provide structural support and mechanical and fastening design and specification as required.
2. Site verify all dimensions and conditions.
3. Provide separate prices for the options listed.



1/2" Medex (SP-2), paint background to match P-1, Graphics: VDC-1 and VDC-2.

Panels are single or double-faced (see sign schedule). Center signs on aisle (field locate with FWD, Inc. representative). Hang panels by aircraft wire from ceiling using redheads or equivalent. Eyelets at ceiling and top of sign sufficient to withstand sustained swaying.







55 Stevenson Street  
 San Francisco, California 94105  
 Telephone 415 974 3666  
 Facsimile 415 974 3683

**City Center  
 West Garage  
 Graphics  
 & Signage**

Drawn By: MB, DG, MF

Checked by: JW

Scale: 1.5"=1', unless otherwise noted

Date: 1 February 1991

Client: Bramalea Pacific, Inc.

Job No: 810-009

Revisions:

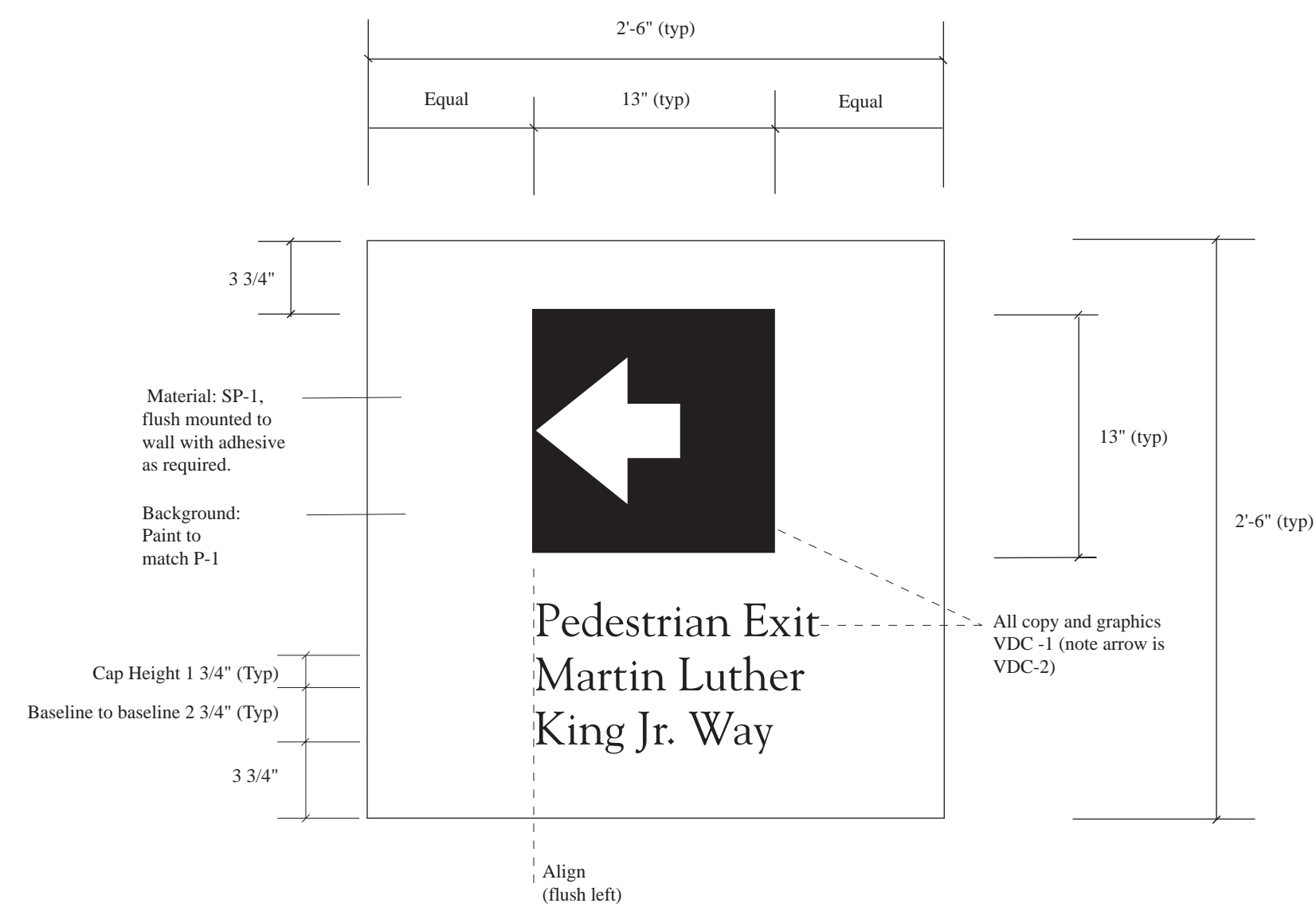
All drawings and written material appearing herein constitute the original and unpublished work of the designer and may not be duplicated, used or disclosed without the prior written consent of the designer. Written dimensions shall have precedence over scaled dimensions. Contractors shall verify and be responsible for all dimensions and conditions on the job. This office must be notified of any variations from the dimensions and conditions shown by these drawings. Shop details must be submitted to this office for approval before proceeding with fabrication.

**Type G  
 Pedestrian  
 Directional Sign**

Approved by:

Sheet No: 33 of 50

**SG8**



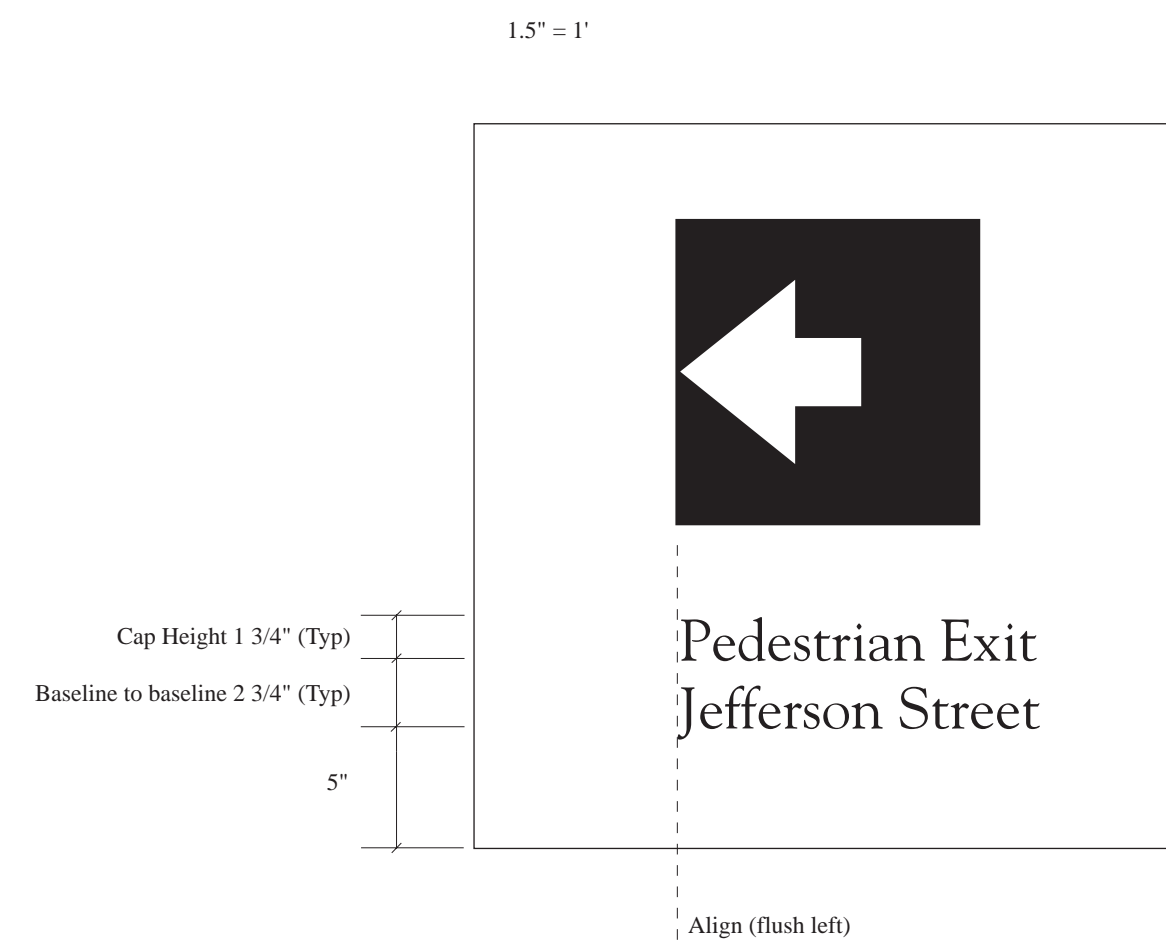
Typical three line version

Option A: 1/4" Medex (SP-1), paint background to match P-1, Graphics: VDC-1 (arrow is VDC-2)

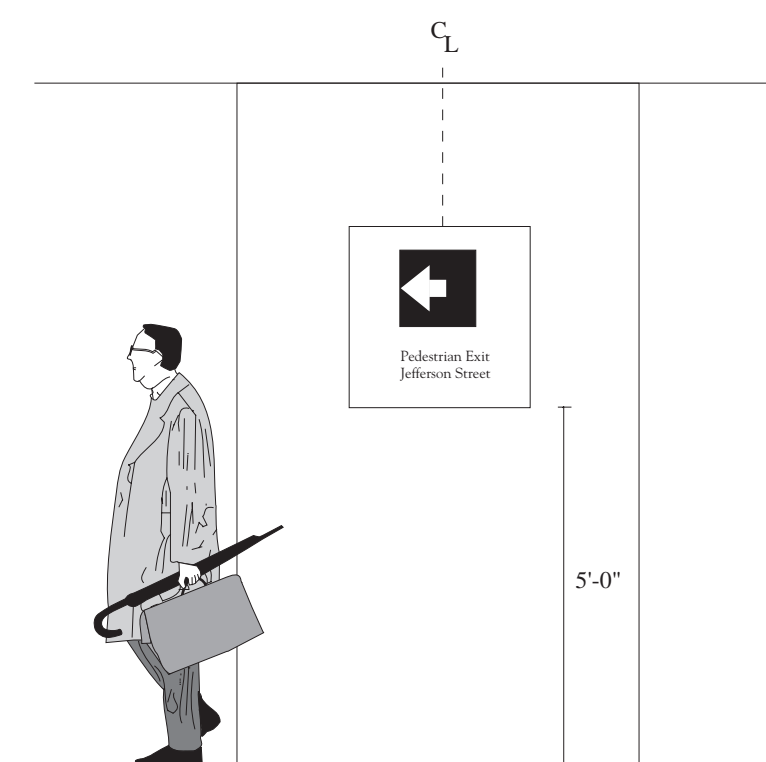
Option B: Paint background on wall to match P-1, apply VDC-1 and VDC-2

Option C: Apply VDC-1 and VDC-2 only.

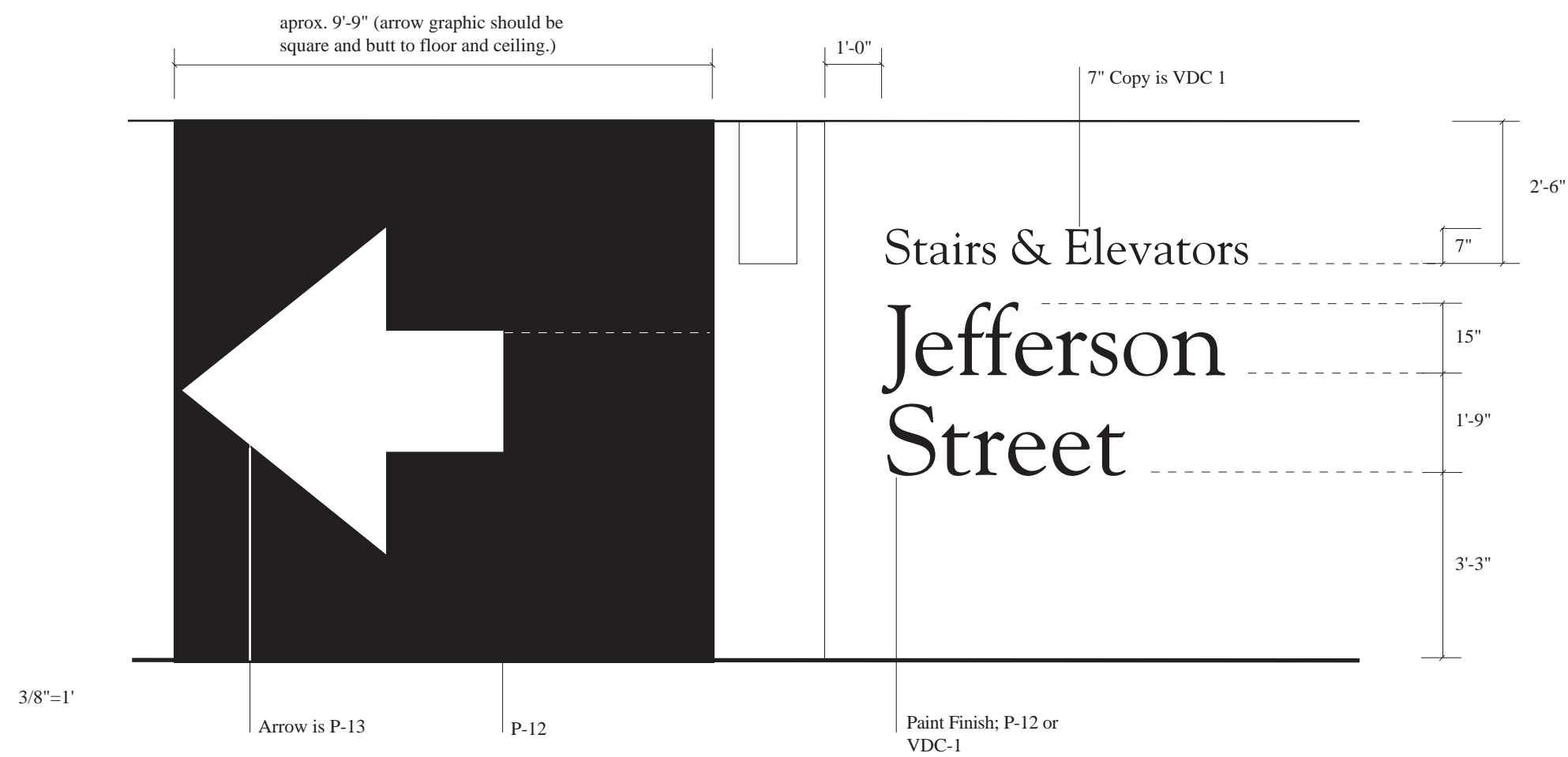
- General Notes  
 1. Site verify all dimensions and conditions.  
 2. Provide fastening design and specification as required.  
 3. Provide separate prices for three options listed above.



Typical two line version



Scale: 3/8" = 1'



- Notes
1. Paint on existing concrete wall. Prime and fill any large imperfections.
  2. Site verify all dimensions, conditions, and locations.

Drawn By: *MB, DG, MF*

Checked by: *JW*

Scale: *1.5"=1'*

Date: *1 February 1991*

Client: *Bramalea Pacific, Inc.*

Job No: *810-009*

Revisions:

All drawings and written material appearing herein constitute the original and unpublished work of the designer and may not be duplicated, used or disclosed without the prior written consent of the designer. Written dimensions shall have precedence over scaled dimensions. Contractors shall verify and be responsible for all dimensions and conditions on the job. This office must be notified of any variations from the dimensions and conditions shown by these drawings. Shop details must be submitted to this office for approval before proceeding with fabrication.



**Type H  
Directional  
Wall Graphics**


Approved by:

Sheet No: 34 of 50


**SG9**




P-5



P-6




P-7



P-8

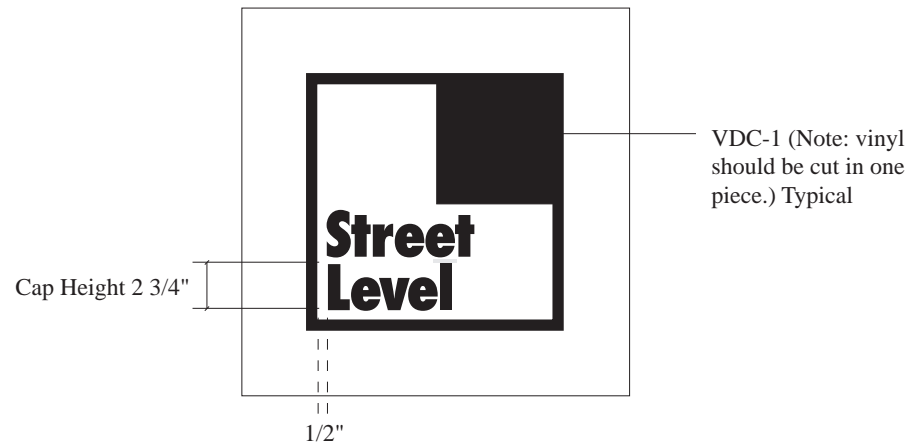


P-9

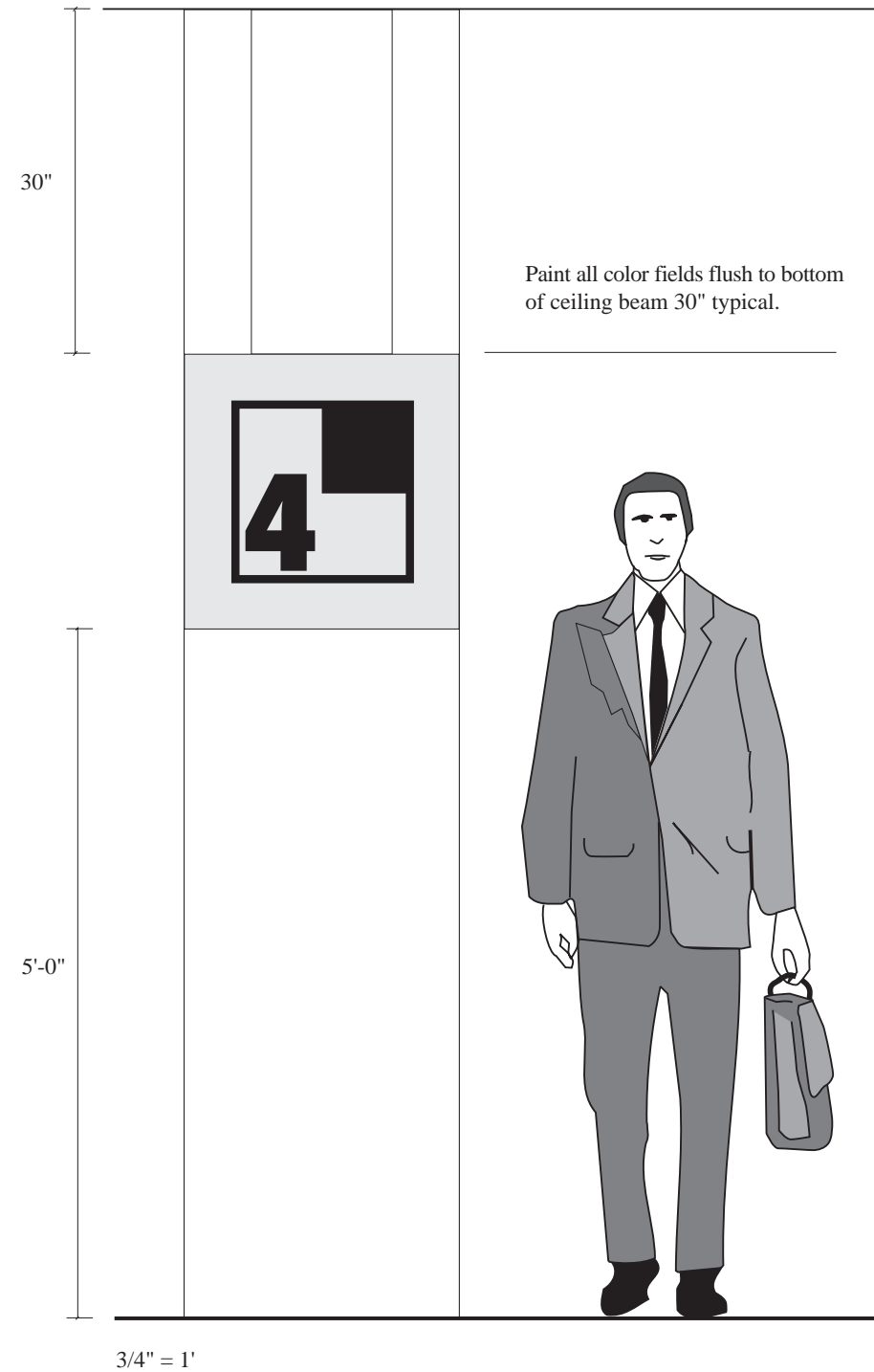
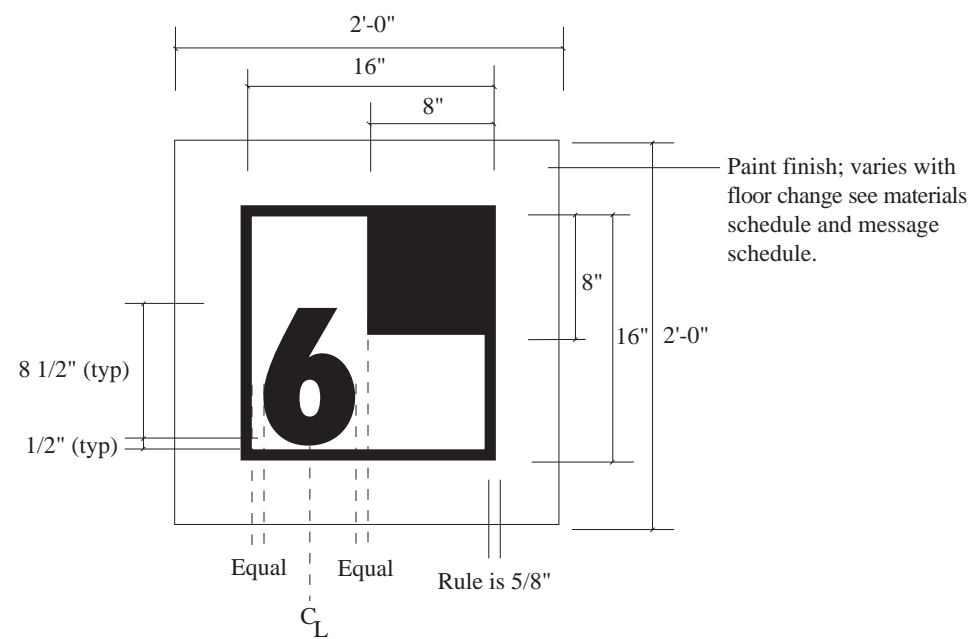


P-10

Note: Color indications above are for background field of color—the rule, square and numbers are VDC-1 in all cases.



Dimensions typical for all Type I signs except where noted



**SIGN TYPE La**

Sign underneath beam

Sign underneath beam

Sign

**SIGN TYPE La**

(Sign Type La is Sign Type I, painted on three sides of the same column instead of just one side.)

1. Paint three sides of same column.
2. The painted background color wraps around the two corners between the three sides; there is a continuous field of color from side 1 to side three, but not on side four.



- Notes
1. Provide clean prepared wall and fill in large surface imperfections.
  2. Site verify all dimensions and conditions.
  3. Provide separate prices for the options listed.
  4. All type is Futura Condensed Extra Bold

- Option A: Paint appropriate color background for floor on column, apply VDC-1.
- Option B: Apply VDC-1 only.

**Friedland  
Wyatt  
Design,  
Inc.**

55 Stevenson Street  
San Francisco, California 94105  
Telephone 415 974 3666  
Facsimile 415 974 3683

**City Center  
West Garage  
Graphics  
& Signage**

Drawn By: MB, DG, MF

Checked by: JW

Scale: 1"=1', unless otherwise noted

Date: 1 February 1991

Client: Bramalea Pacific, Inc.

Job No: 810-009

Revisions:

All drawings and written material appearing herein constitute the original and unpublished work of the designer and may not be duplicated, used or disclosed without the prior written consent of the designer. Written dimensions shall have precedence over scaled dimensions. Contractors shall verify and be responsible for all dimensions and conditions on the job. This office must be notified of any variations from the dimensions and conditions shown by these drawings. Shop details must be submitted to this office for approval before proceeding with fabrication.

**Type I  
Floor Level  
Column Signs**

Approved by:

Sheet No: 33 of 50

**SG10**

**City Center  
West Garage  
Graphics  
& Signage**

Drawn By: MB, DG, MF

Checked by: JW

Scale: 3"=1', unless otherwise noted

Date: 1 February 1991

Client: Bramalea Pacific, Inc.

Job No: 810-009

Revisions:

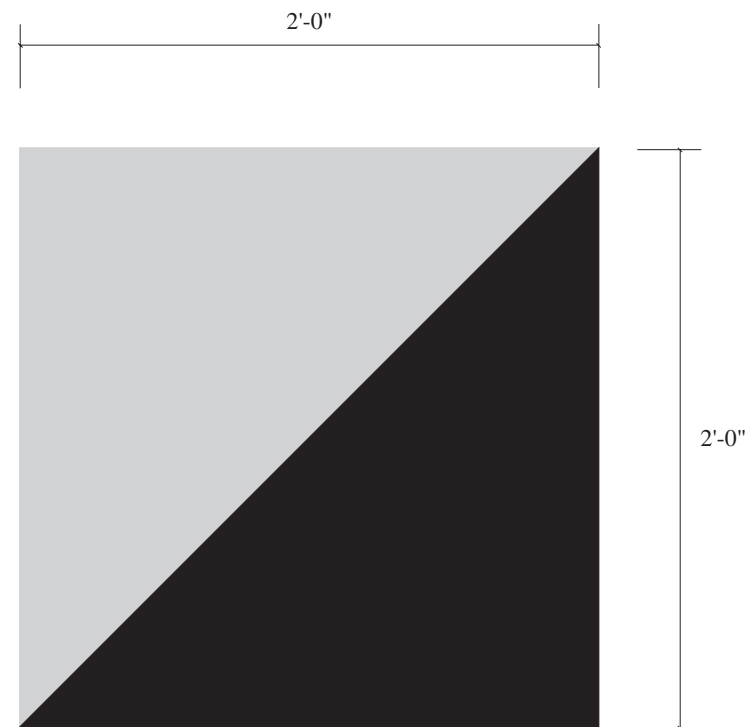
All drawings and written material appearing herein constitute the original and unpublished work of the designer and may not be duplicated, used or disclosed without the prior written consent of the designer. Written dimensions shall have precedence over scaled dimensions. Contractors shall verify and be responsible for all dimensions and conditions on the job. This office must be notified of any variations from the dimensions and conditions shown by these drawings. Shop details must be submitted to this office for approval before proceeding with fabrication.

**Type II  
Split Floor  
Column 9 Signs**

Approved by:

Sheet No: 34 of 50

**SG11**

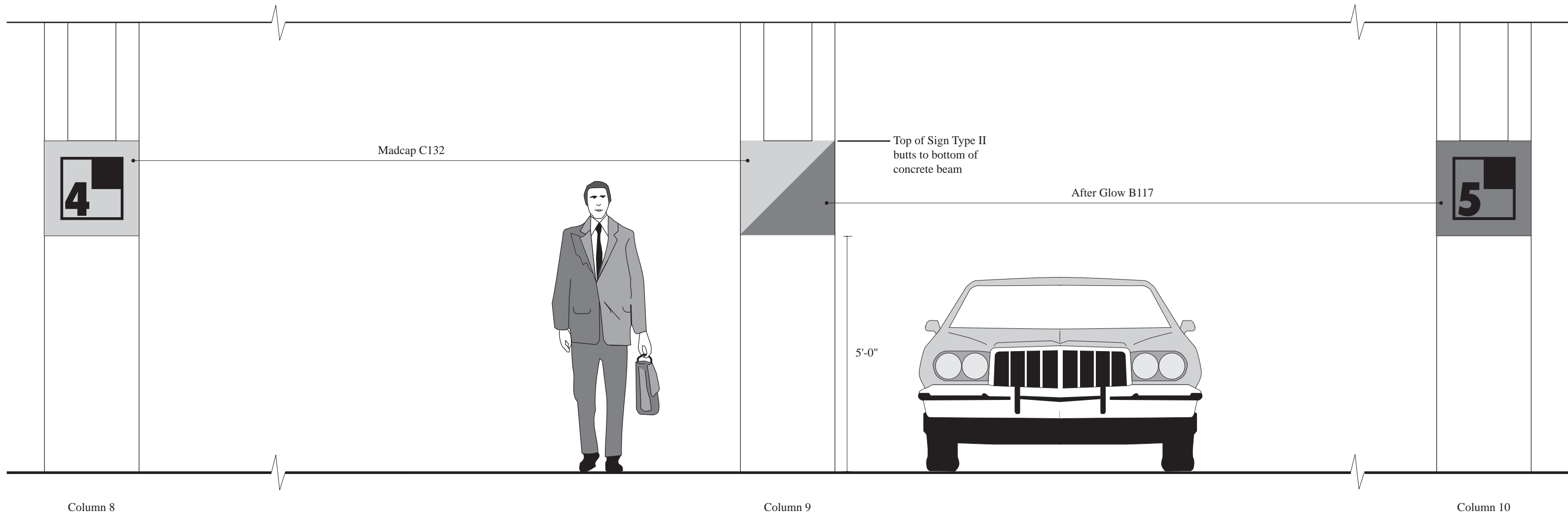


45° diagonal

Painted on columns, colors to match Sign Type I and III signs to the immediate right and left. (see elevation below)

**GENERAL NOTES**

1. Sign is diagonally cut from lower left to upper right.
2. Color scheme of Type II uses same colors of the Type I signs to its left and right. Note: both top and bottom colors will change floor to floor. Fabricator responsible for each floor's correct color scheme.
3. Paint on clean, prepared column (ie undercoat and fill in surface imperfections).
4. Top of Sign type II is flush with bottom of overhead beam or approximately 7'-0" from floor. In those cases where no overhead beam exists, use the average height of the other signs for placement.



Column 8

Column 9

Column 10

Scale: 1/2"=1'

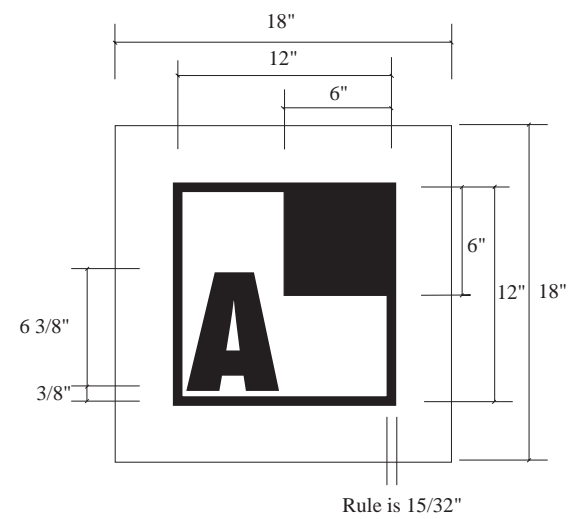
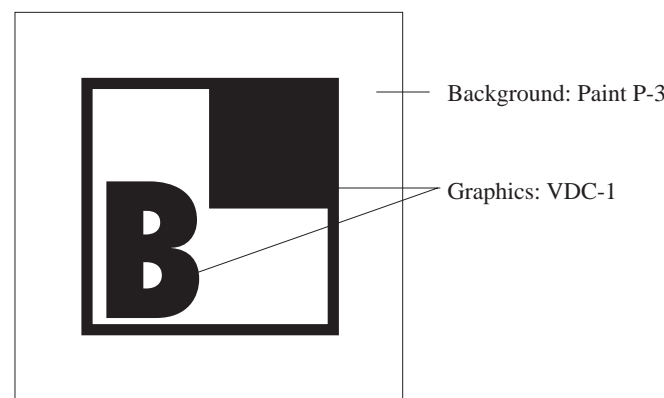
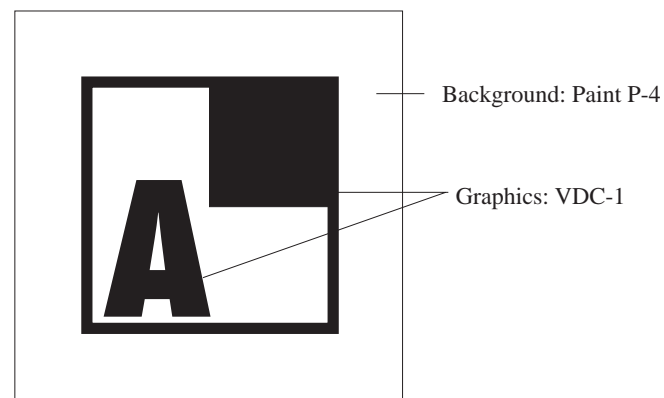
Madcap C132

Top of Sign Type II butts to bottom of concrete beam

After Glow B117

5'-0"

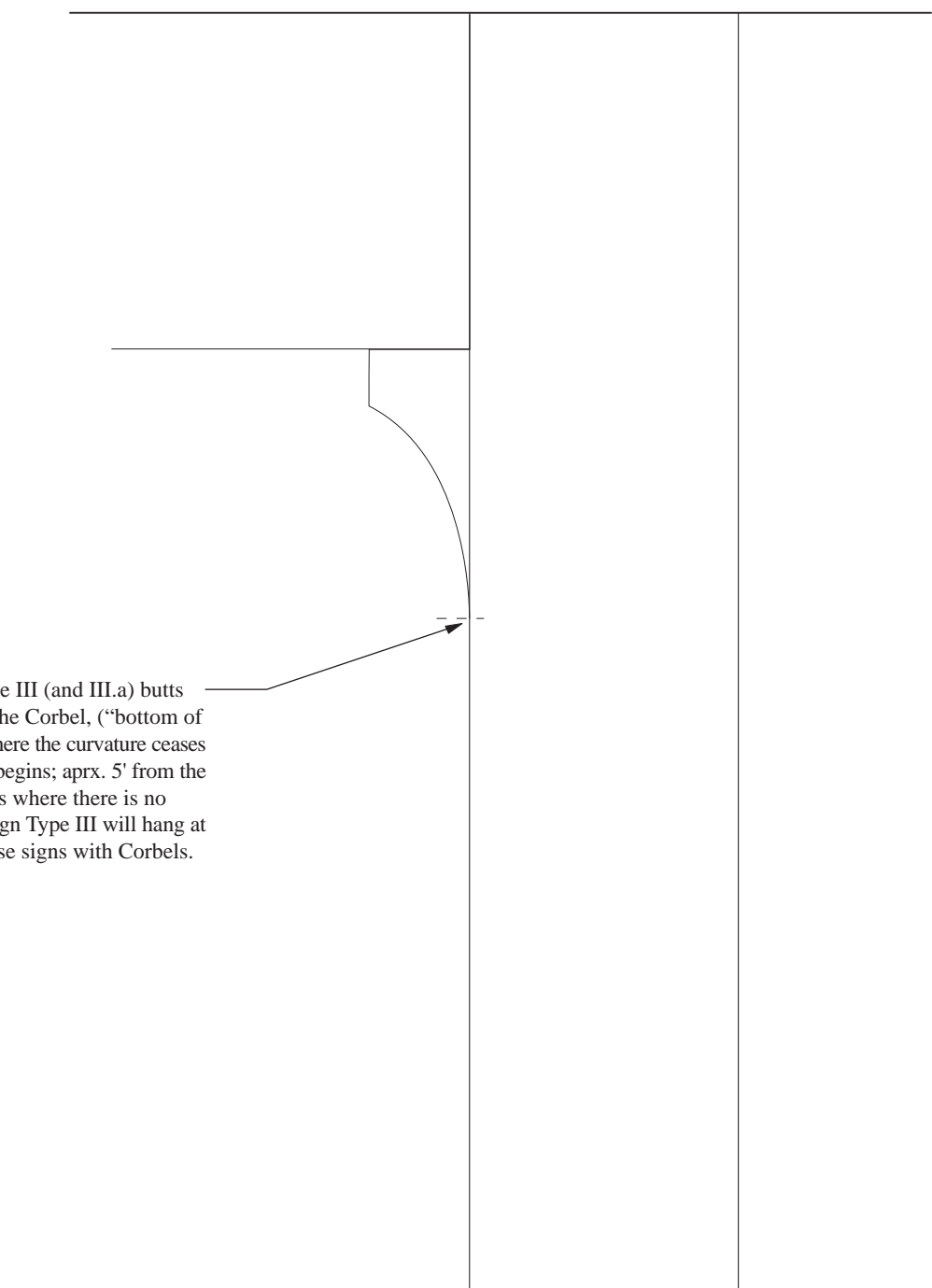

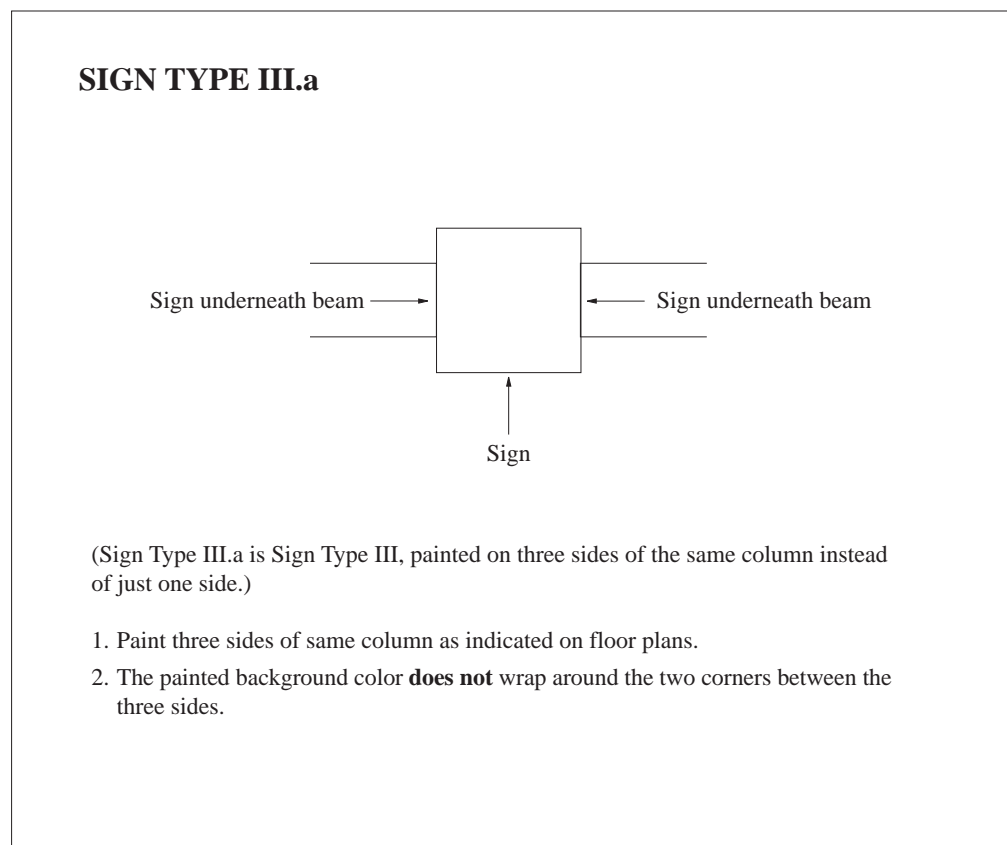




Option A: Paint color field and Vinyl Die-Cut Graphics (VDC-1).  
 Option B: Apply Vinyl Die-Cut Graphics only (VDC-1).

**GENERAL NOTES**

1. Site verify all dimensions and conditions.
2. Vinyl die-cut graphic should be one piece.
3. Provide separate pricing for different options.
4. Type is Futura Condensed Extra Bold



55 Stevenson Street  
 San Francisco, California 94105  
 Telephone 415 974 3666  
 Facsimile 415 974 3683

**City Center  
 West Garage  
 Graphics  
 & Signage**

Drawn By: MB, DG, MF

Checked by: JW

Scale: 3/4"=1', unless otherwise noted

Date: 1 February 1991

Client: Bramalea Pacific, Inc.

Job No: 810-009

Revisions:

All drawings and written material appearing herein constitute the original and unpublished work of the designer and may not be duplicated, used or disclosed without the prior written consent of the designer. Written dimensions shall have precedence over scaled dimensions. Contractors shall verify and be responsible for all dimensions and conditions on the job. This office must be notified of any variations from the dimensions and conditions shown by these drawings. Shop details must be submitted to this office for approval before proceeding with fabrication.

**Type III & III.a  
 Basement  
 Column Signs**

Approved by:

Sheet No: 35 of 48

**SG12**

**City Center  
West Garage  
Graphics  
& Signage**

Drawn By: *MB, DG, MF*

Checked by: *JW*

Scale: *as noted*

Date: *1 February 1991*

Client: *Bramalea Pacific, Inc.*

Job No: *810-009*

Revisions:

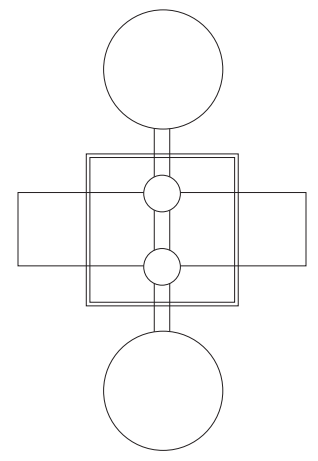
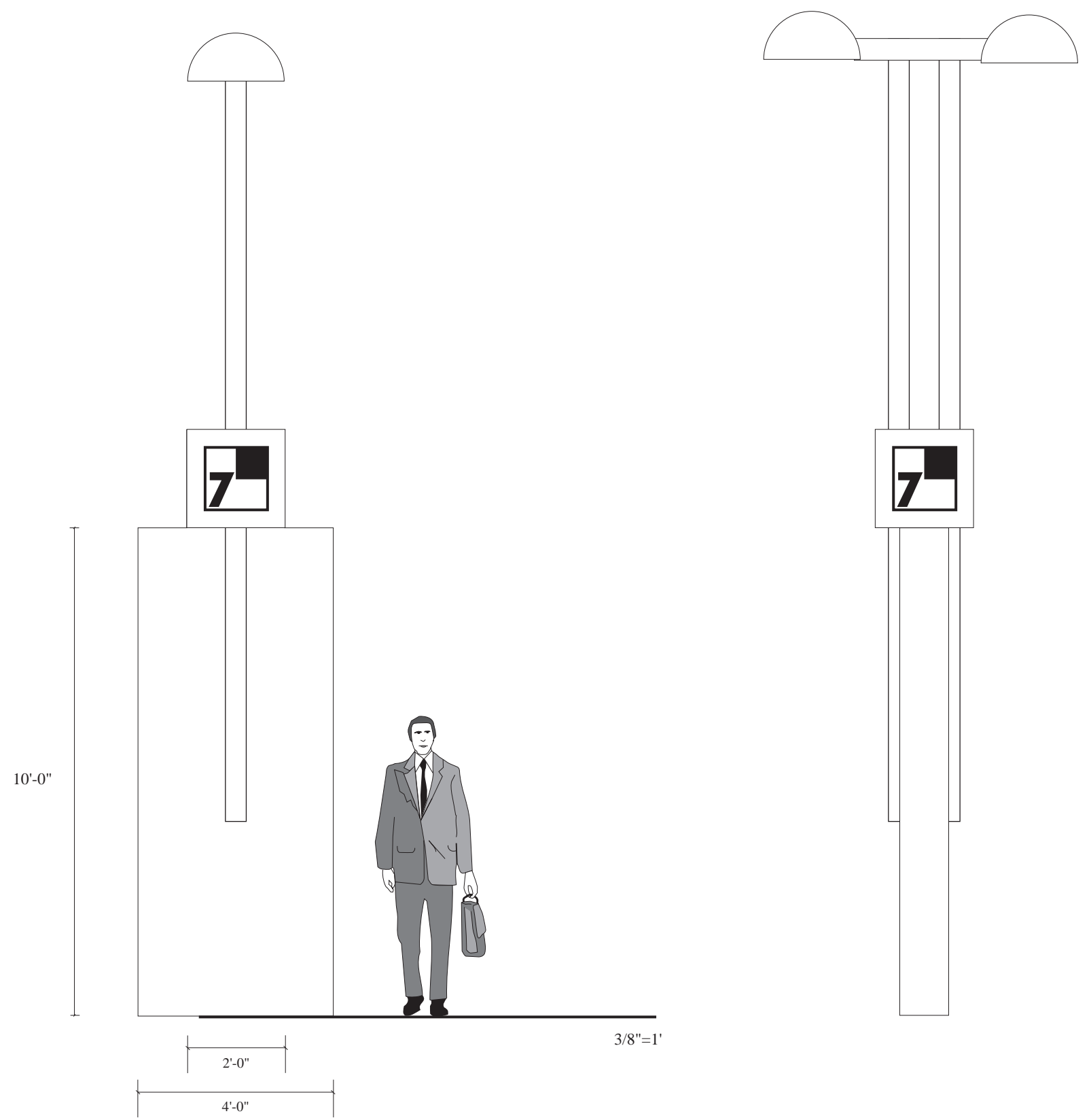

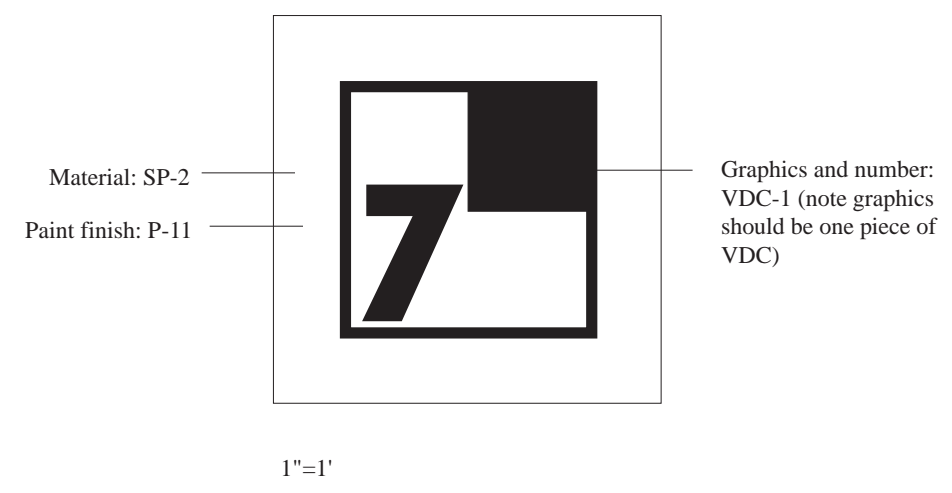
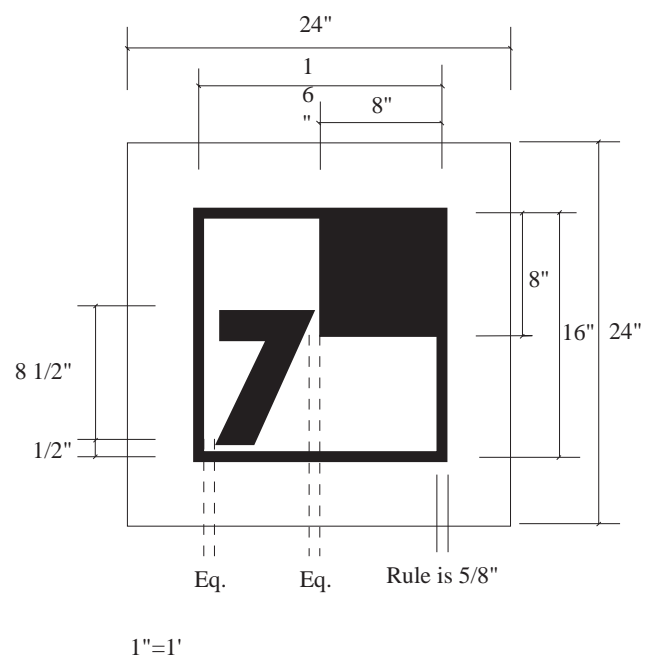
All drawings and written material appearing herein constitute the original and unpublished work of the designer and may not be duplicated, used or disclosed without the prior written consent of the designer. Written dimensions shall have precedence over scaled dimensions. Contractors shall verify and be responsible for all dimensions and conditions on the job. This office must be notified of any variations from the dimensions and conditions shown by these drawings. Shop details must be submitted to this office for approval before proceeding with fabrication.

**Type III  
Floor Level  
Light Pole Signs**

Approved by:

Sheet No: 36 of 48

**SG13**



- Notes
1. Site verify all dimensions and conditions.
  2. Provide structural support and mechanical and fastening design and specifications as required.
  3. Coordinate installation and specifications with electrical engineers.
  4. Submit shop drawings detailing internal support and mechanical fastening.
  5. Type is Futura Condensed Extra Bold

**City Center  
West Garage  
Graphics  
& Signage**

Drawn By: MB, DG, MF

Checked by: JW

Scale: 3"=1', unless otherwise noted

Date: 1 February 1991

Client: Bramalea Pacific, Inc.

Job No: 810-009

Revisions:

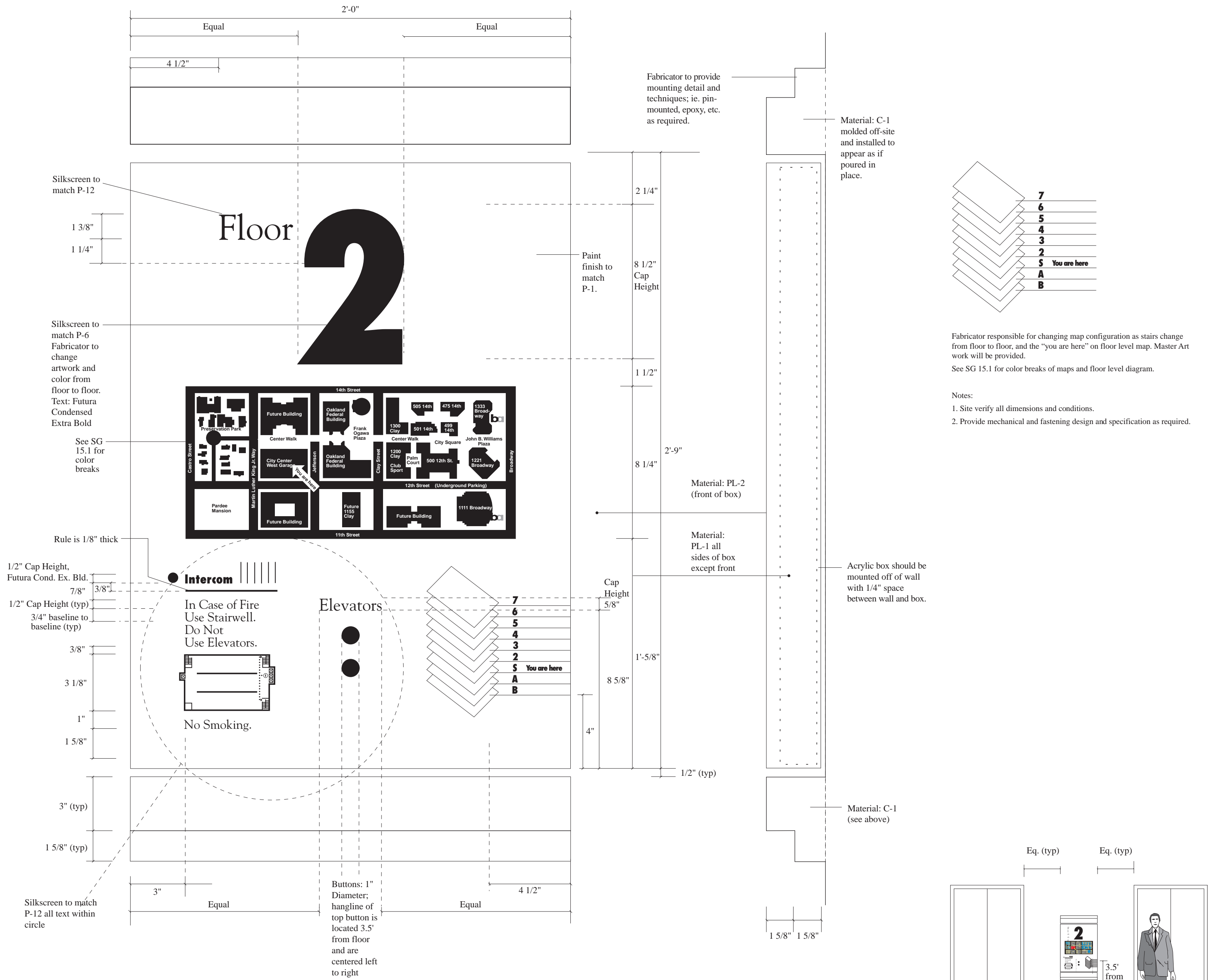
All drawings and written material appearing herein constitute the original and unpublished work of the designer and may not be duplicated, used or disclosed without the prior written consent of the designer. Written dimensions shall have precedence over scaled dimensions. Contractors shall verify and be responsible for all dimensions and conditions on the job. This office must be notified of any variations from the dimensions and conditions shown by these drawings. Shop details must be submitted to this office for approval before proceeding with fabrication.

**Type K  
Elevator  
Lobby Signs**

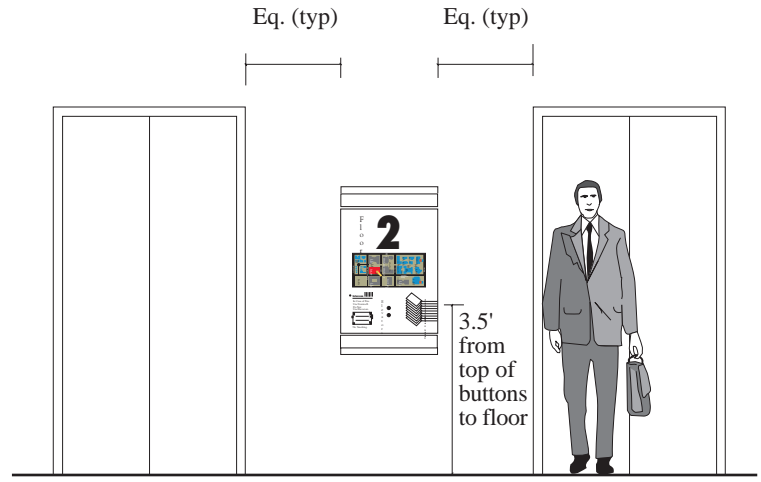
Approved by:

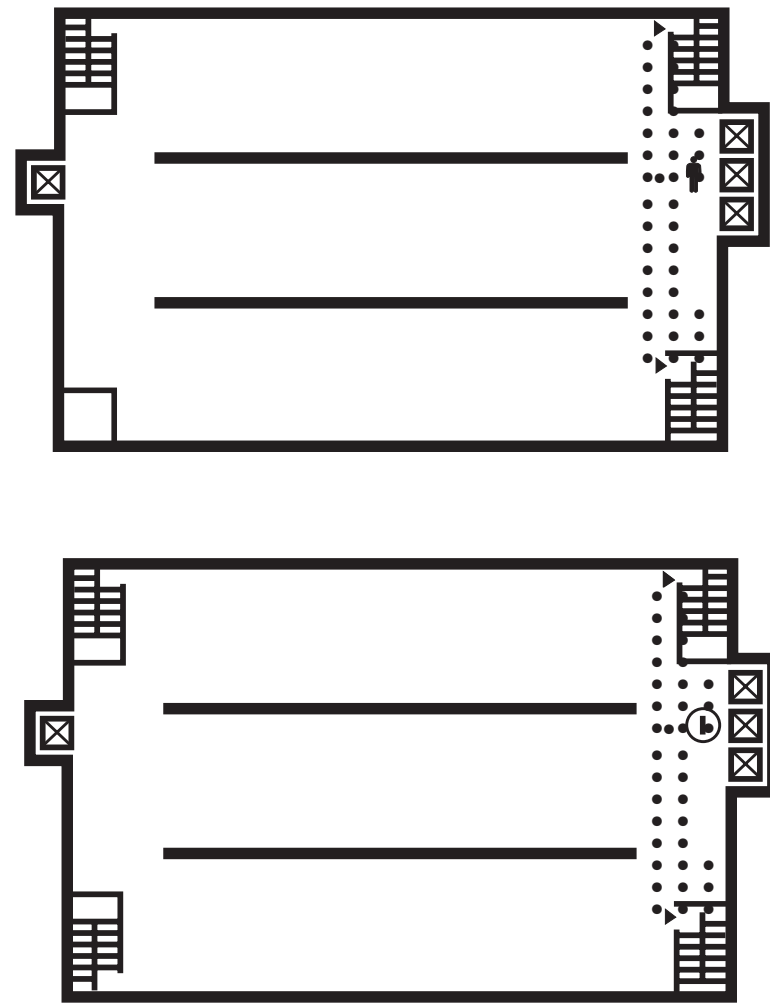
Sheet No: 37 of 48

**SG14**

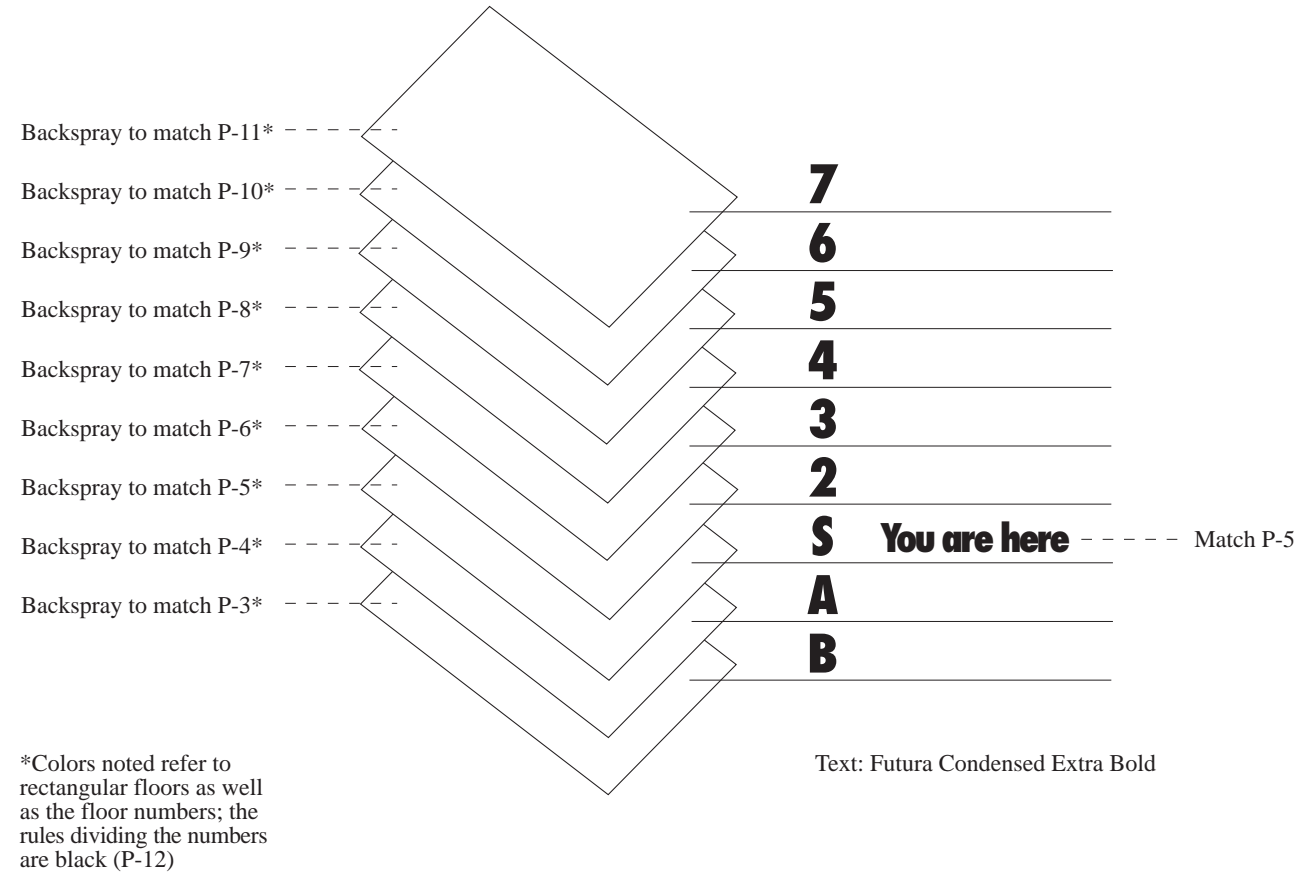


For color breaks on maps and floor level indicator diagram, please consult symbols page.



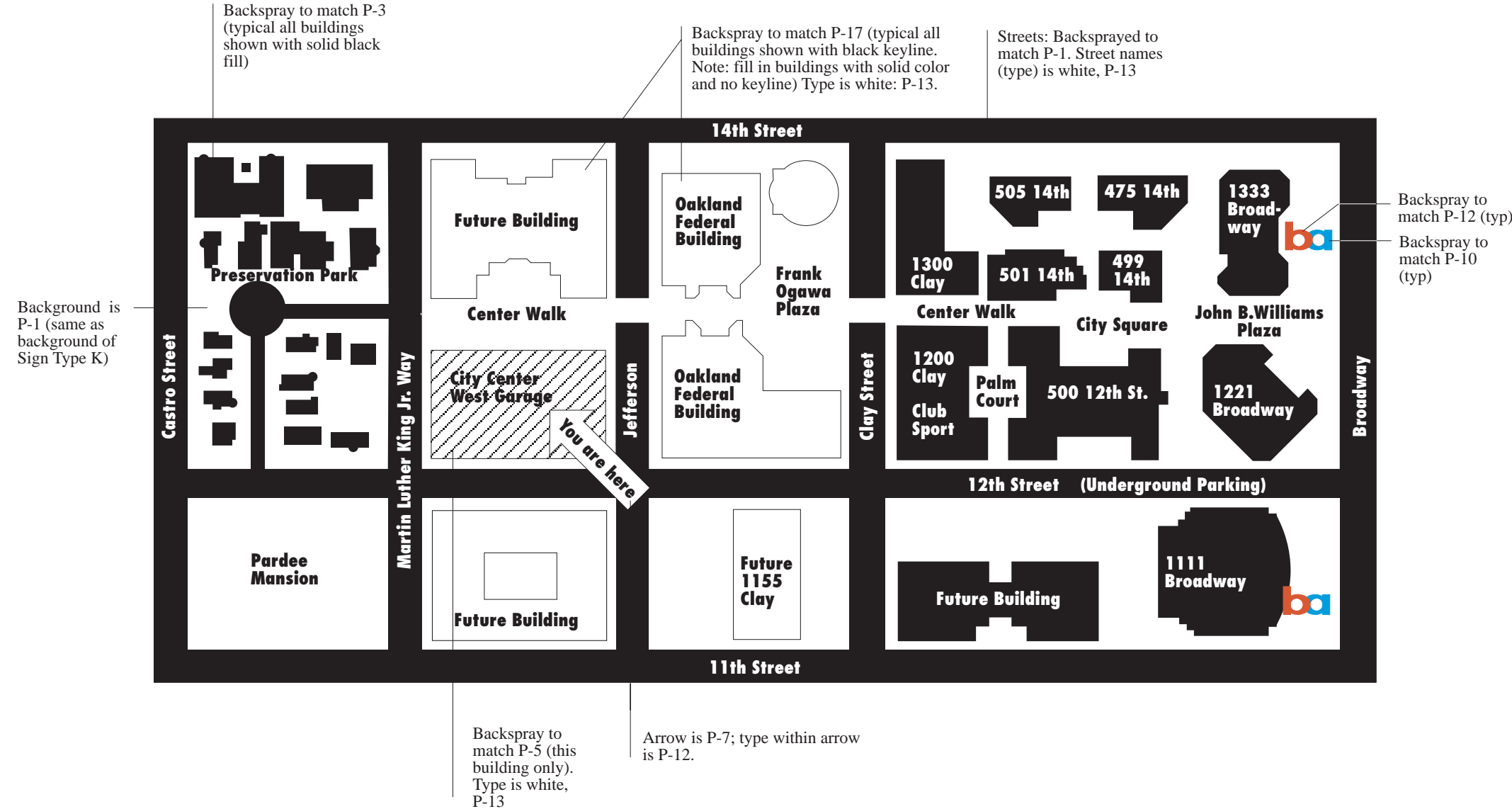


Note: Artwork provided includes floor maps for each style of stairwell.



\*Colors noted refer to rectangular floors as well as the floor numbers; the rules dividing the numbers are black (P-12)

Note: Artwork will be provided for all maps and diagrams for Sign Type K.



55 Stevenson Street  
San Francisco, California 94105  
Telephone 415 974 3666  
Facsimile 415 974 3683

### City Center West Garage Graphics & Signage

Drawn By: MB, DG, MF  
Checked by: JW  
Scale: Not to scale  
Date: 1 February 1991  
Client: Bramalea Pacific, Inc.  
Job No: 810-009  
Revisions:

All drawings and written material appearing herein constitute the original and unpublished work of the designer and may not be duplicated, used or disclosed without the prior written consent of the designer. Written dimensions shall have precedence over scaled dimensions. Contractors shall verify and be responsible for all dimensions and conditions on the job. This office must be notified of any variations from the dimensions and conditions shown by these drawings. Shop details must be submitted to this office for approval before proceeding with fabrication.

### Sign Type K: Color Breaks

Approved by:  
Sheet No: 38 of 48

# SG14.1



**City Center  
West Garage  
Graphics  
& Signage**

Drawn By: *MB, DG, MF*

Checked by: *JW*

Scale: 3"=1', unless otherwise noted

Date: 1 February 1991

Client: *Bramalea Pacific, Inc.*

Job No: 810-009

Revisions:

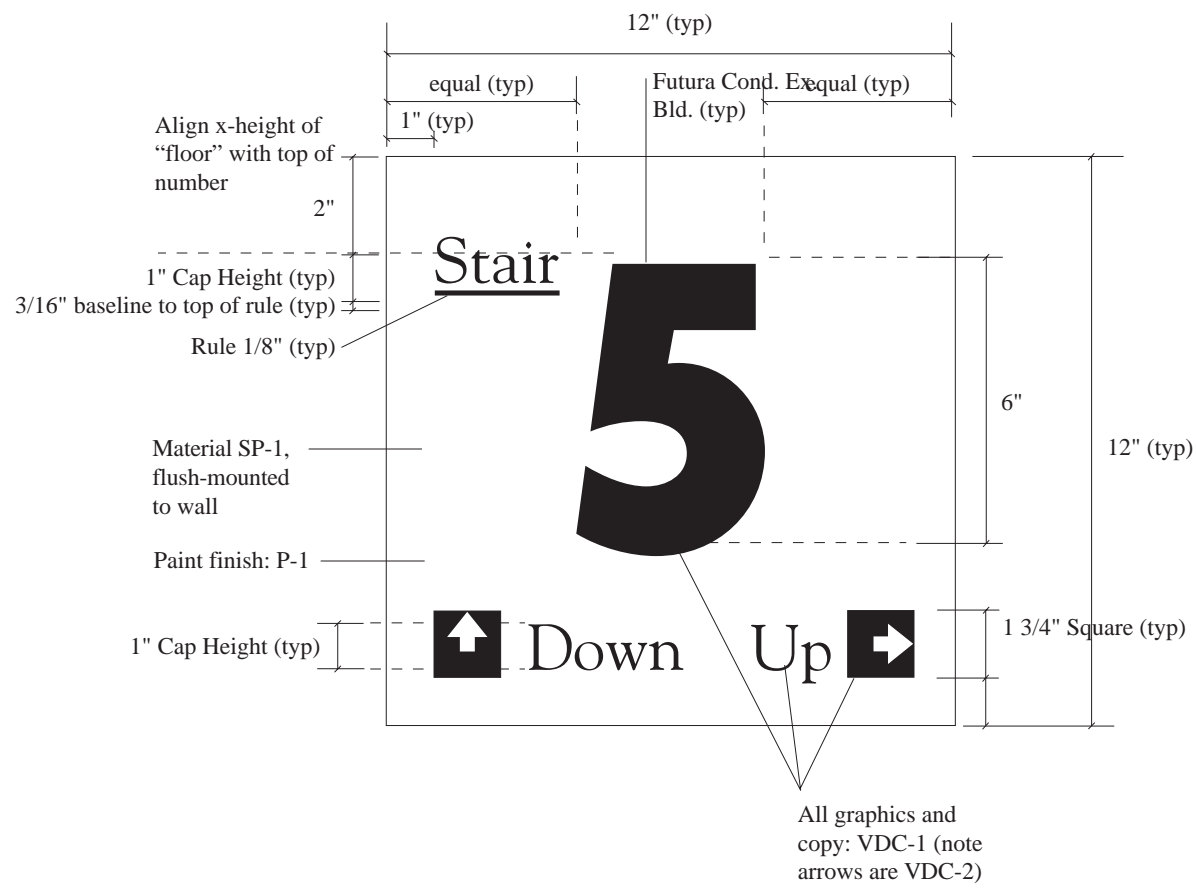
All drawings and written material appearing herein constitute the original and unpublished work of the designer and may not be duplicated, used or disclosed without the prior written consent of the designer. Written dimensions shall have precedence over scaled dimensions. Contractors shall verify and be responsible for all dimensions and conditions on the job. This office must be notified of any variations from the dimensions and conditions shown by these drawings. Shop details must be submitted to this office for approval before proceeding with fabrication.

**Type L  
Pedestrian  
Directional Sign**

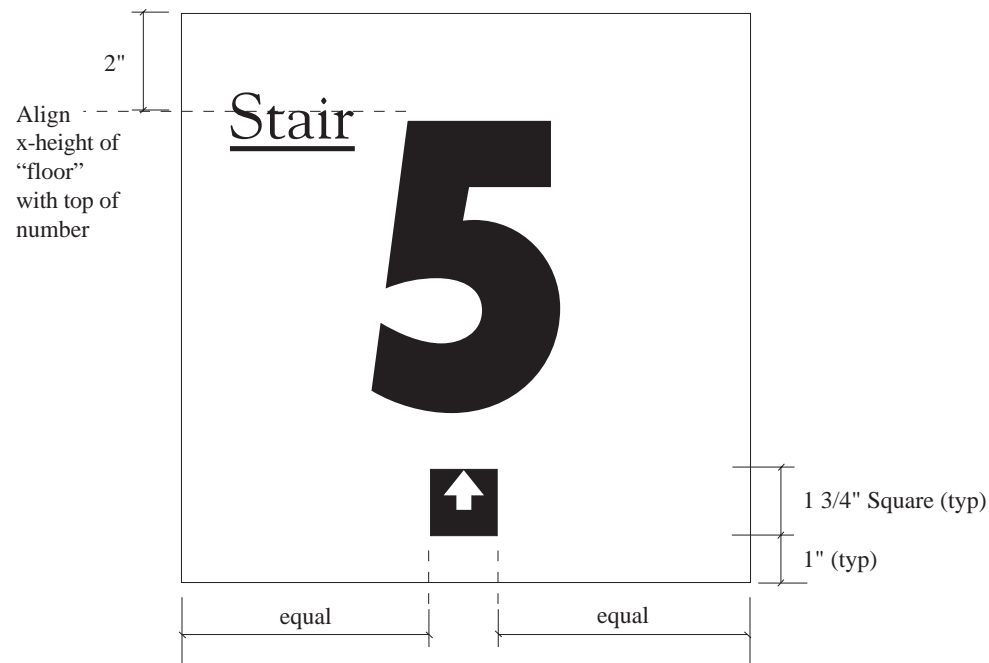
Approved by:

Sheet No: 39 of 48


**SG15**



Typical Sign Type L with two directional statements



Typical Sign Type L with single arrow

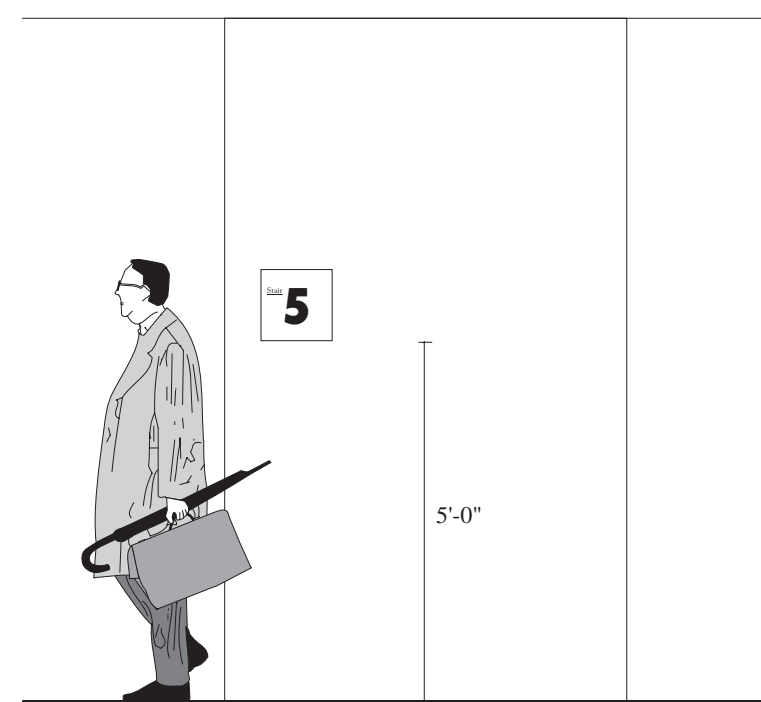


Typical Sign Type L without directional statements or arrow.


Notes

1. Provide anchoring or adhesive fastening as required.
2. Site verify all dimensions and conditions.
3. Provide separate prices for the options listed.

- Option A: 1/4" Medex (SP-1), paint background to match P-1, Graphics: VDC-1 and VDC-2  
Option B: Paint background on wall to match P-1, apply VDC-1 and VDC-2.  
Option C: Apply VDC-1 and VDC-2 only.



Scale: 3/8"=1'



55 Stevenson Street  
 San Francisco, California 94105  
 Telephone 415 974 3666  
 Facsimile 415 974 3683

City Center  
 West Garage  
 Graphics  
 & Signage

Drawn By: MB, DG, MF

Checked by: JW

Scale: 3/8"=1', unless otherwise noted

Date: 1 February 1991

Client: Bramalea Pacific, Inc.

Job No: 810-009

Revisions:

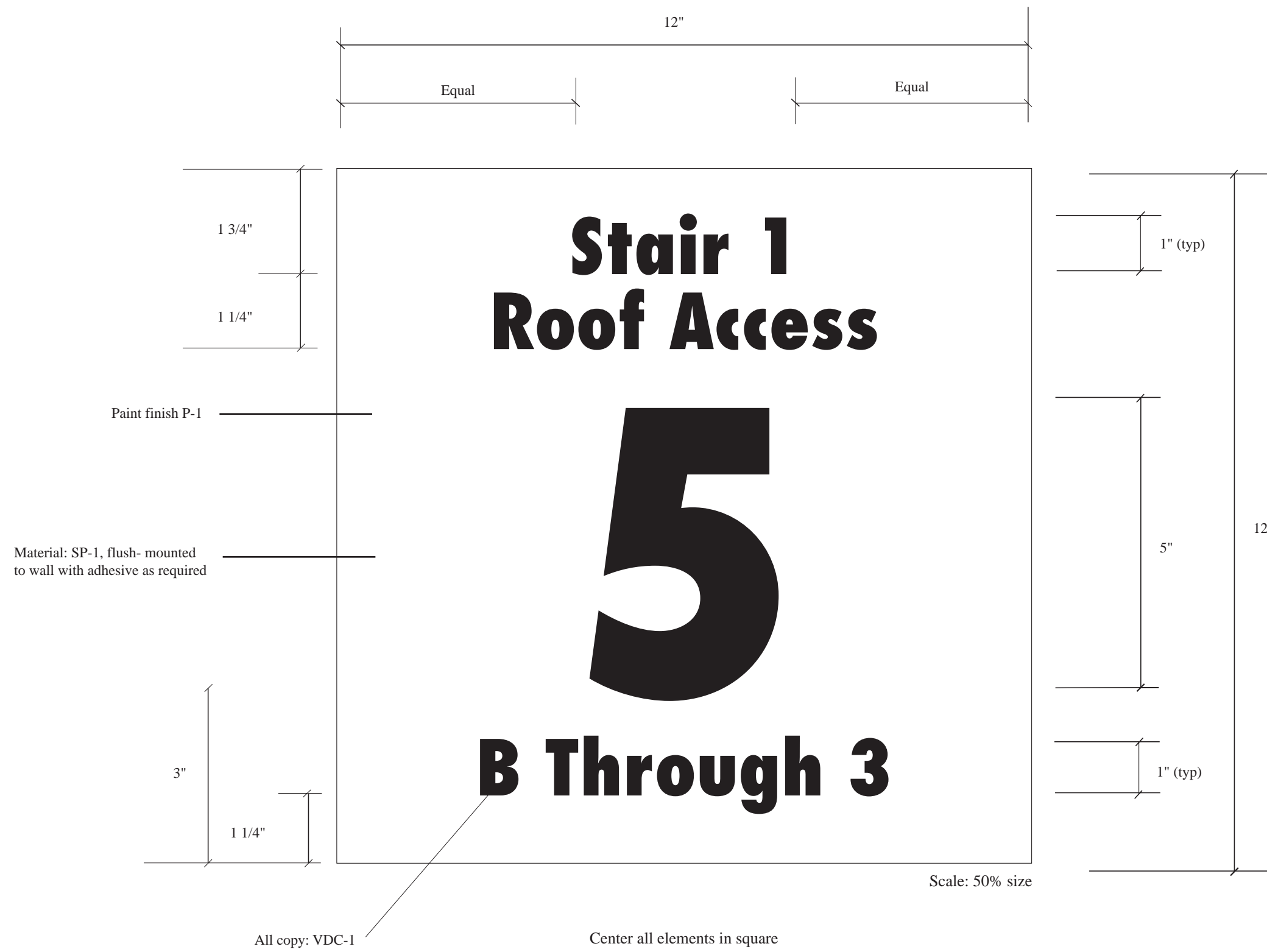
All drawings and written material appearing herein constitute the original and unpublished work of the designer and may not be duplicated, used or disclosed without the prior written consent of the designer. Written dimensions shall have precedence over scaled dimensions. Contractors shall verify and be responsible for all dimensions and conditions on the job. This office must be notified of any variations from the dimensions and conditions shown by these drawings. Shop details must be submitted to this office for approval before proceeding with fabrication.

Type LL  
 Fire Code  
 Stair Signs

Approved by:

Sheet No: 40 of 48


SG16



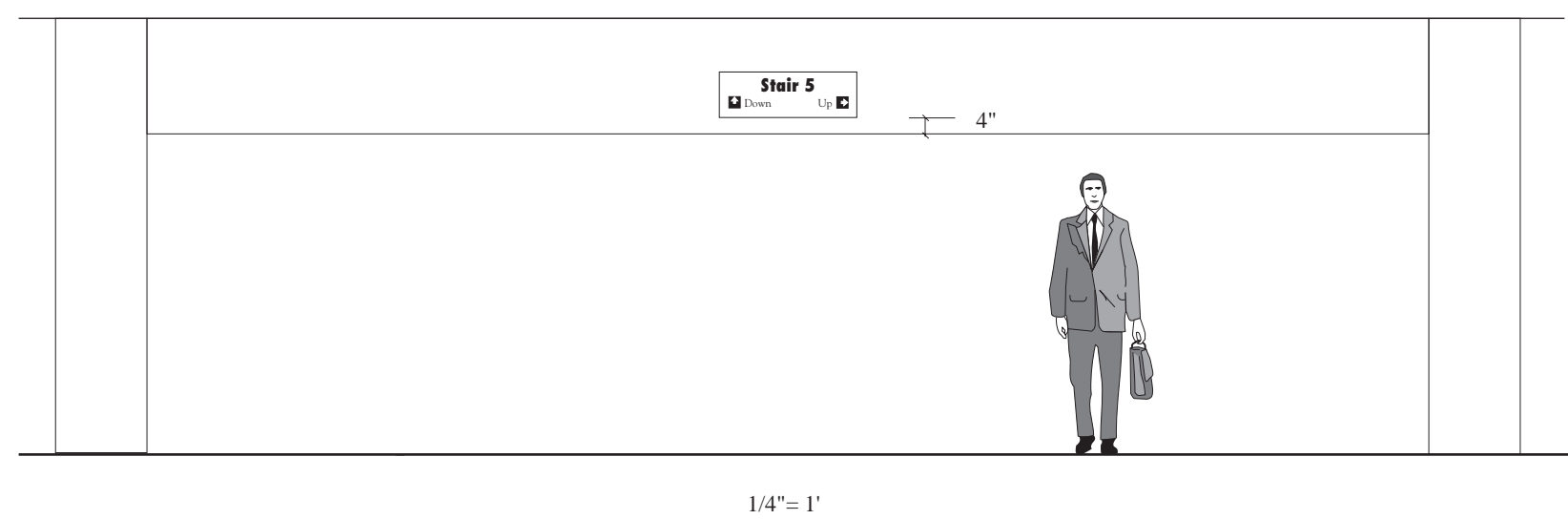
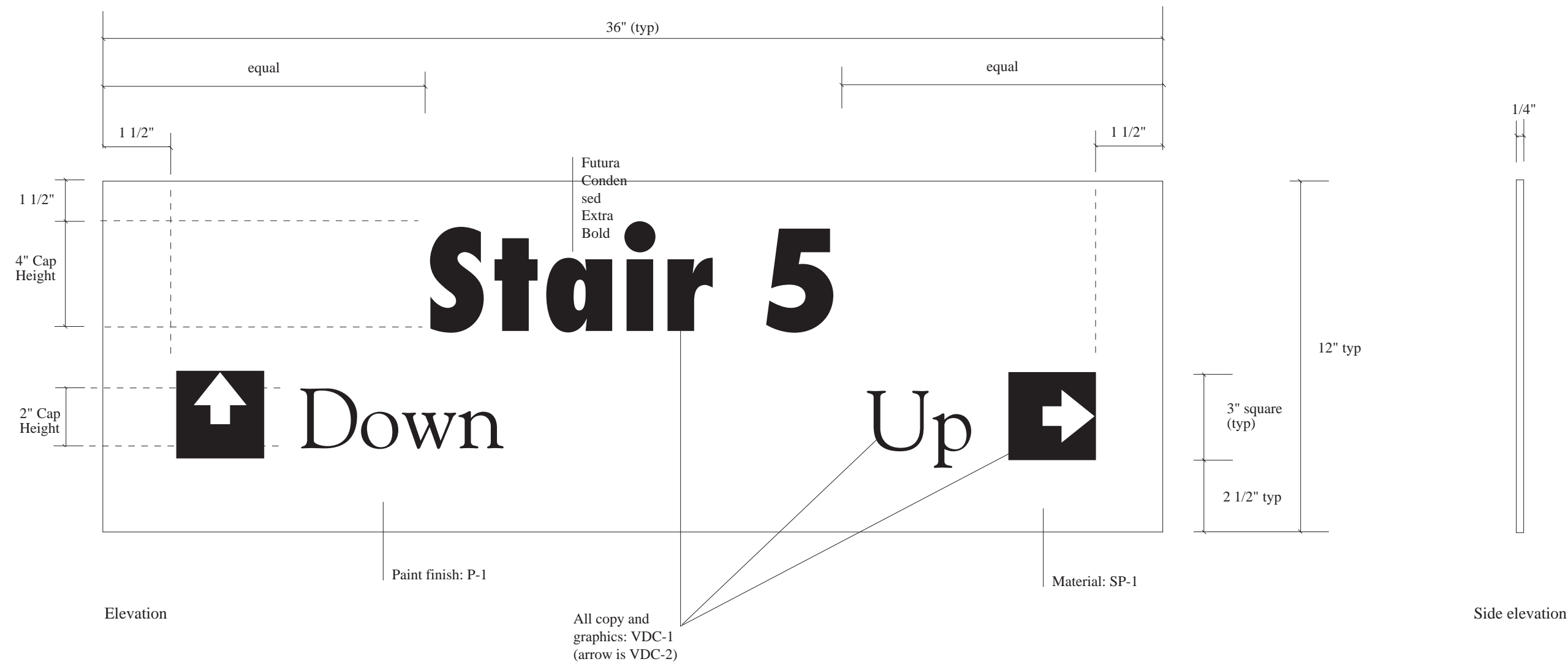
Notes

1. Provide anchoring or adhesive fastening as required.
2. Site verify all dimensions and conditions.
3. Provide separate prices for the options listed.
4. All type is Futura Condensed Extra Bold

- Option A: 1/4" Medex (SP-1), paint background to match P-1, Graphics: VDC-1  
 Option B: Paint background on wall to match P-1, apply VDC-1  
 Option C: Apply VDC-1 only.



All drawings and written material appearing herein constitute the original and unpublished work of the designer and may not be duplicated, used or disclosed without the prior written consent of the designer. Written dimensions shall have precedence over scaled dimensions. Contractors shall verify and be responsible for all dimensions and conditions on the job. This office must be notified of any variations from the dimensions and conditions shown by these drawings. Shop details must be submitted to this office for approval before proceeding with fabrication.



**Notes**

1. Provide anchoring or adhesive fastening as required.
2. Site verify all dimensions and conditions.
3. Provide separate prices for the options listed.

Option A: 1/4" Medex (SP-1), paint background to match P-1, Graphics: VDC-1. Flush mounted to wall with adhesive as required.

Option B: Paint background on beam to match P-1, apply VDC-1 and VDC-2

Option C: Apply VDC-1 and VDC-2 only.



55 Stevenson Street  
 San Francisco, California 94105  
 Telephone 415 974 3666  
 Facsimile 415 974 3683

City Center  
 West Garage  
 Graphics  
 & Signage

Drawn By: MB, DG, MF

Checked by: JW

Scale: 3/8"=1', unless otherwise noted

Date: 1 February 1991

Client: Bramalea Pacific, Inc.

Job No: 810-009

Revisions:

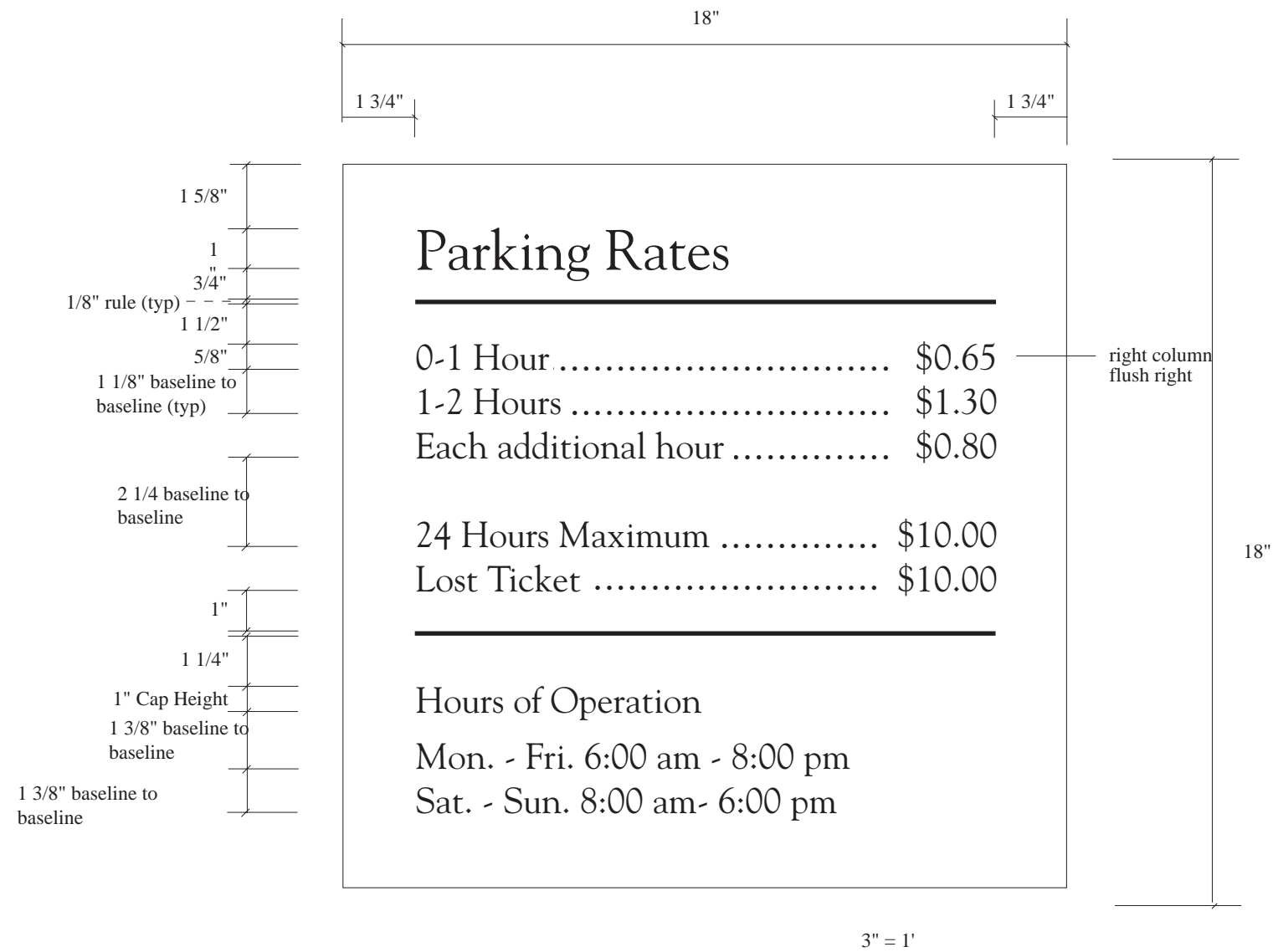
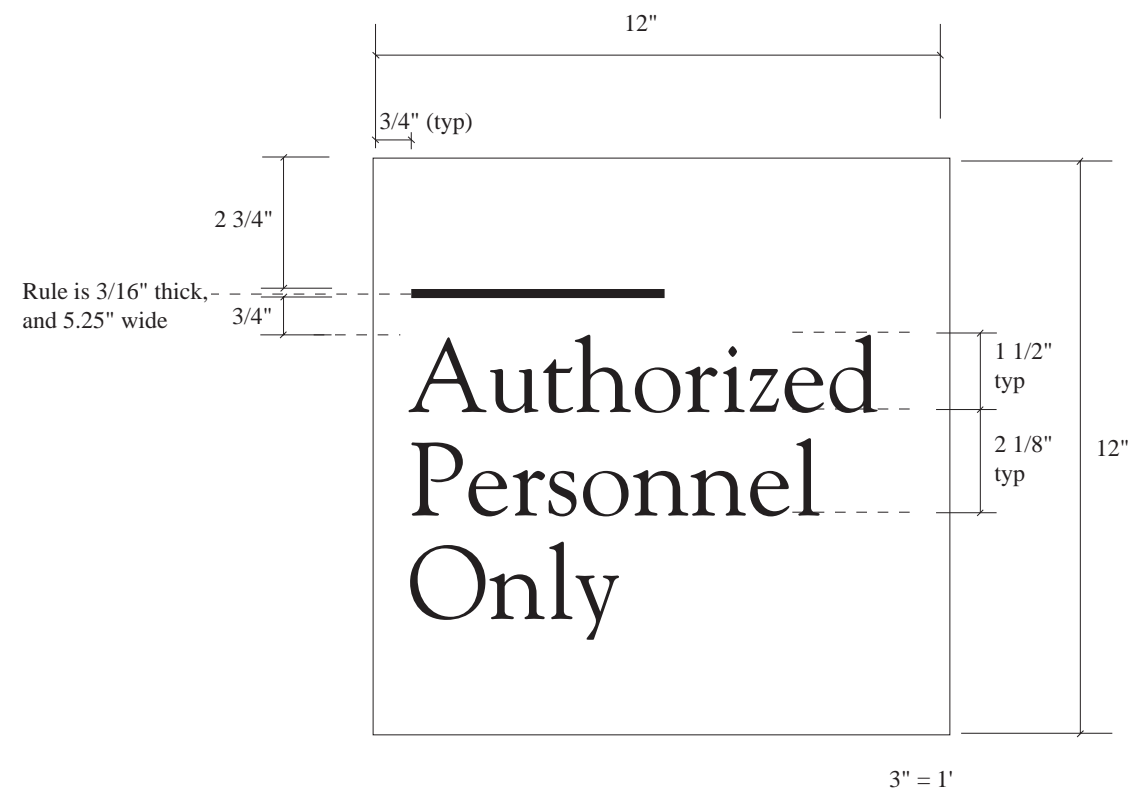
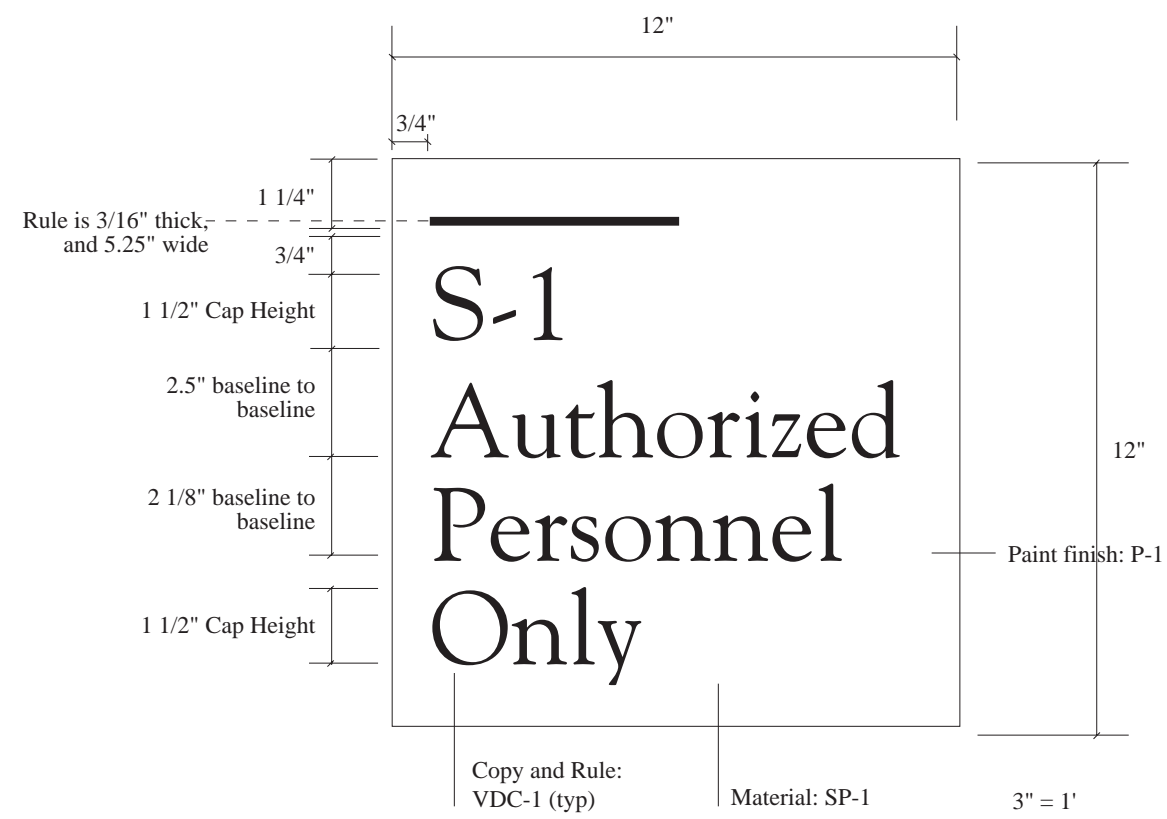
All drawings and written material appearing herein constitute the original and unpublished work of the designer and may not be duplicated, used or disclosed without the prior written consent of the designer. Written dimensions shall have precedence over scaled dimensions. Contractors shall verify and be responsible for all dimensions and conditions on the job. This office must be notified of any variations from the dimensions and conditions shown by these drawings. Shop details must be submitted to this office for approval before proceeding with fabrication.

Type M  
 Operational  
 Signs

Approved by:

Sheet No: 42 of 48

SG18




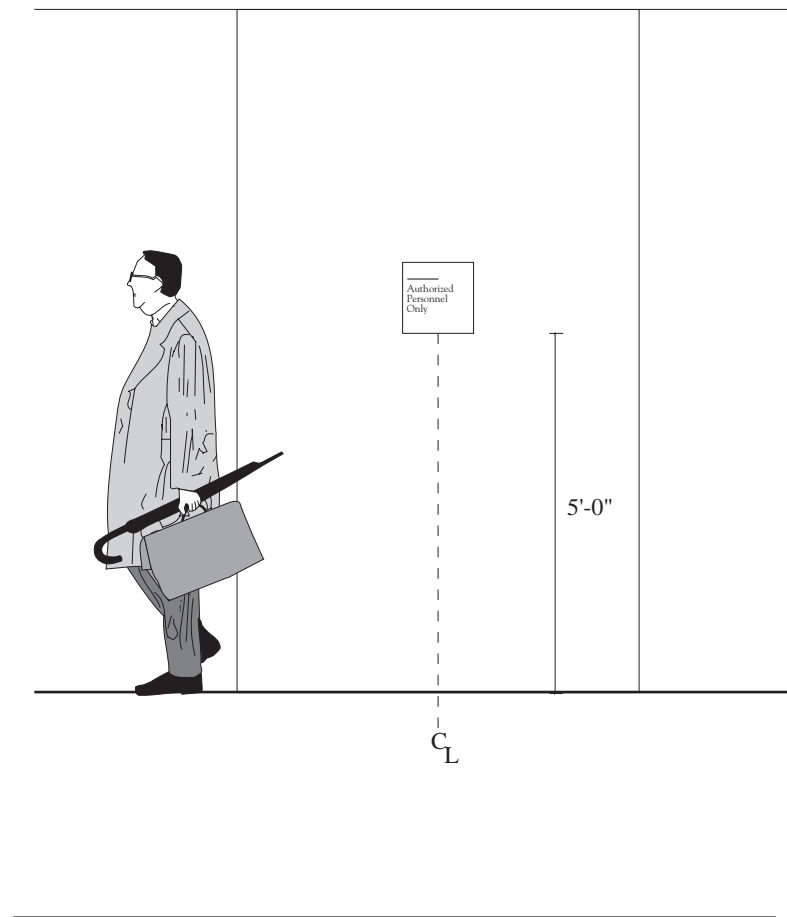
General Notes

1. Provide anchoring or adhesive fastening as required.
2. Site verify all dimensions and conditions.
3. Provide separate prices for the options listed.

Option A: 1/4" Medex (SP-1), paint background to match P-1, Graphics: VDC-1. Mount flush to wall or door with adhesive as required.

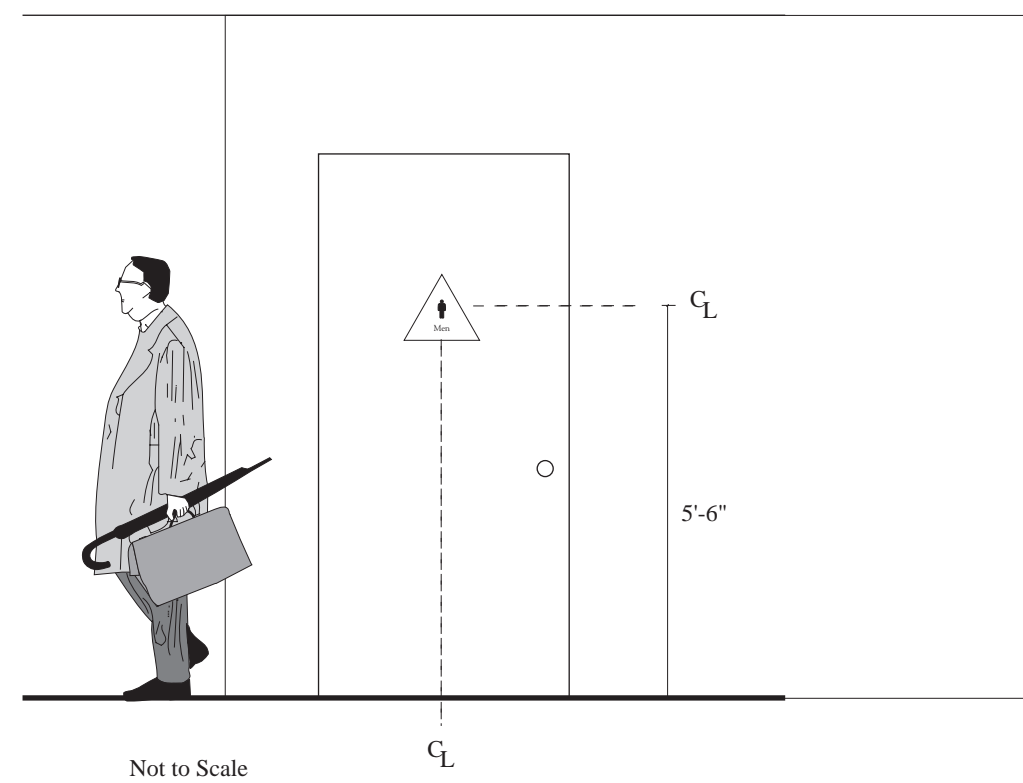
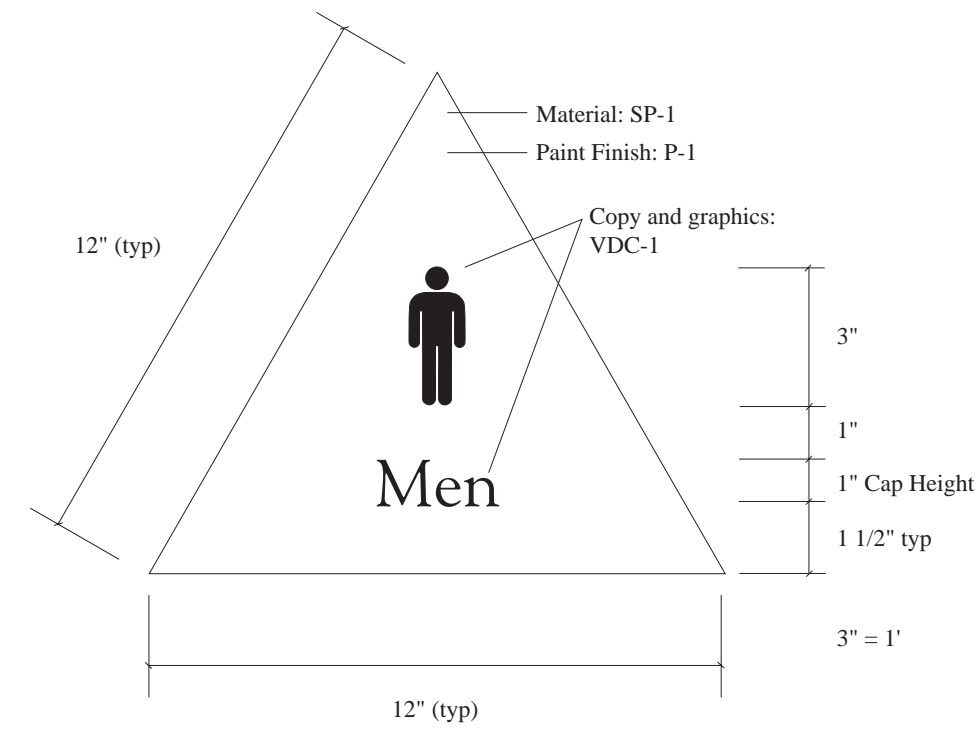
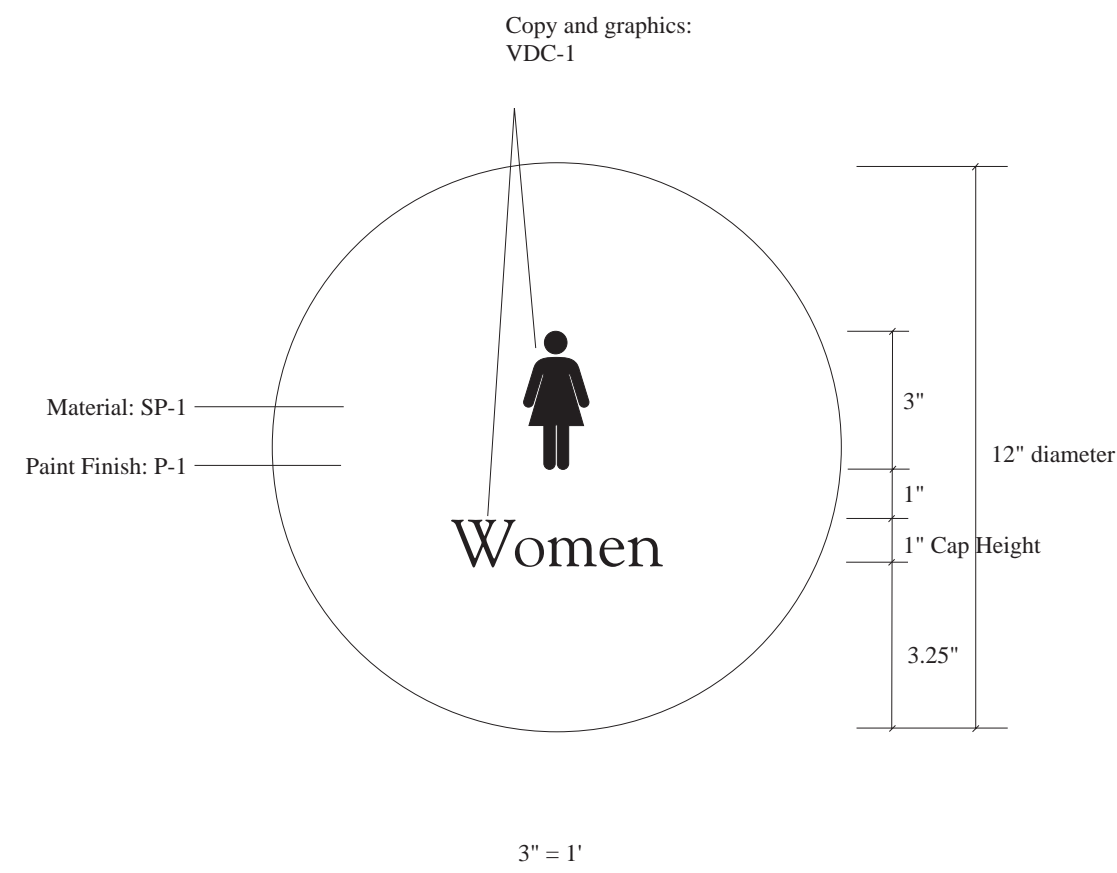
Option B: Paint background on wall to match P-1, apply VDC-1.

Option C: Apply VDC-1 only.





**City Center  
West Garage  
Graphics  
& Signage**



**Notes**

1. Provide anchoring or adhesive fastening as required.
2. Site verify all dimensions and conditions.
3. Provide separate prices for the options listed.

Option A: 1/4" Medex (SP-1), paint background to match P-1, Graphics: VDC-1

Option B: Paint background on wall to match P-1, apply VDC-1

Option C: Apply VDC-1 only.

Drawn By: MB, DG, MF

Checked by: JW

Scale: 3"=1', unless otherwise noted

Date: 1 February 1991

Client: Bramalea Pacific, Inc.

Job No: 810-009

Revisions:

All drawings and written material appearing herein constitute the original and unpublished work of the designer and may not be duplicated, used or disclosed without the prior written consent of the designer. Written dimensions shall have precedence over scaled dimensions. Contractors shall verify and be responsible for all dimensions and conditions on the job. This office must be notified of any variations from the dimensions and conditions shown by these drawings. Shop details must be submitted to this office for approval before proceeding with fabrication.

**Type MM  
Men's/Women's  
Toilet Signs**

Approved by:

Sheet No: 43 of 48

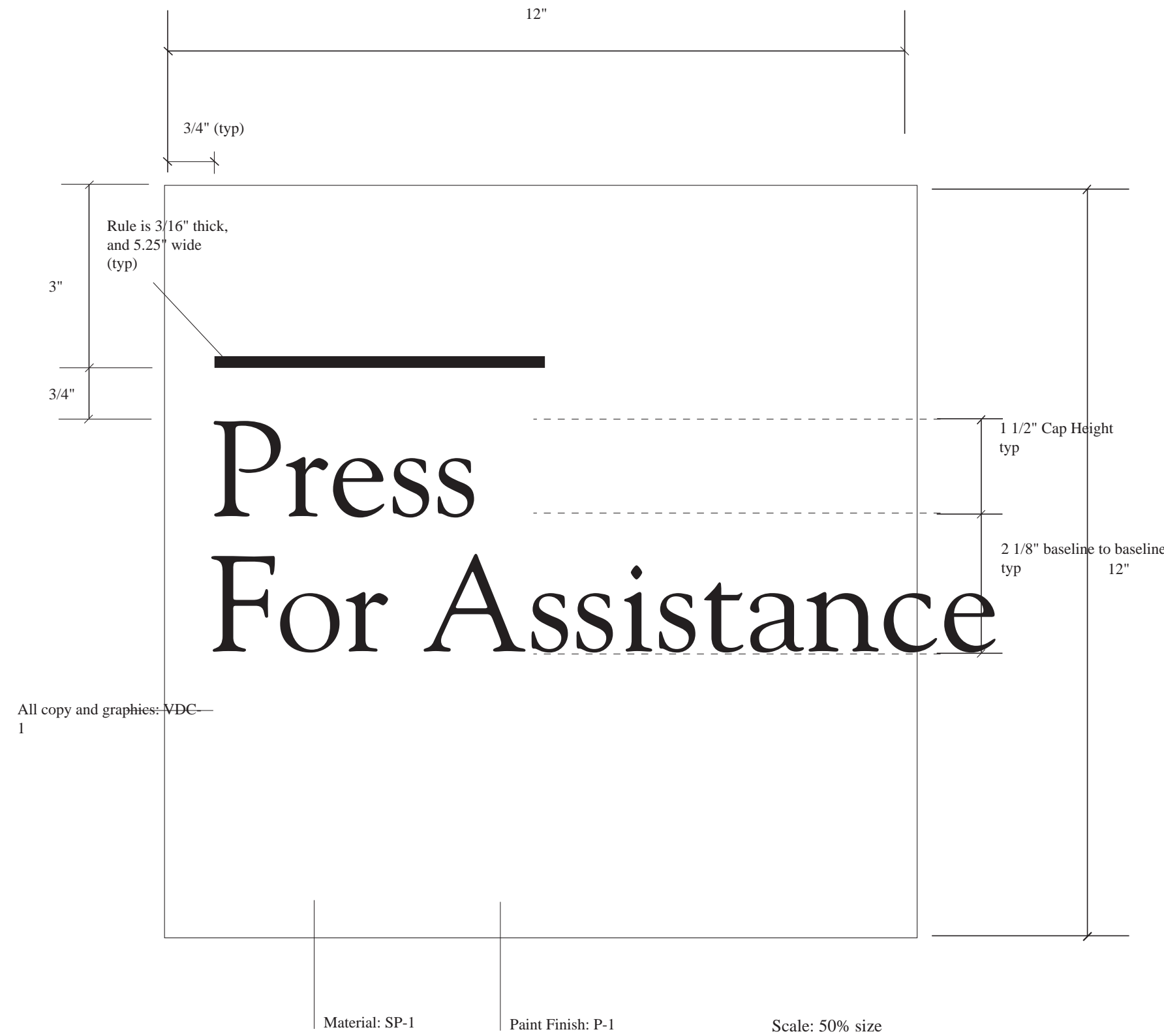
All drawings and written material appearing herein constitute the original and unpublished work of the designer and may not be duplicated, used or disclosed without the prior written consent of the designer. Written dimensions shall have precedence over scaled dimensions. Contractors shall verify and be responsible for all dimensions and conditions on the job. This office must be notified of any variations from the dimensions and conditions shown by these drawings. Shop details must be submitted to this office for approval before proceeding with fabrication.

Type Q  
Parker's  
Assistance

Approved by:

Sheet No: 44 of 48

**SG21**



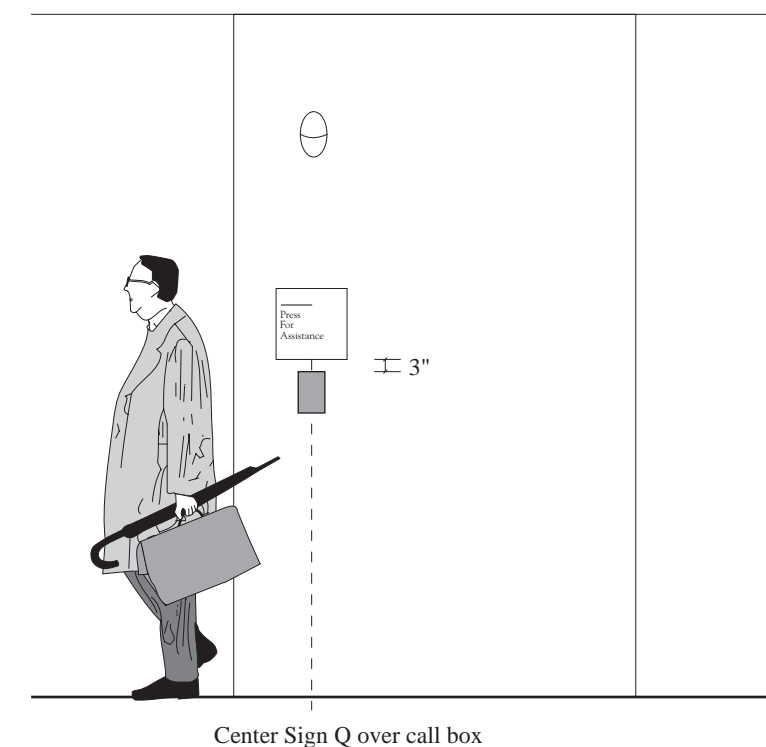
Notes

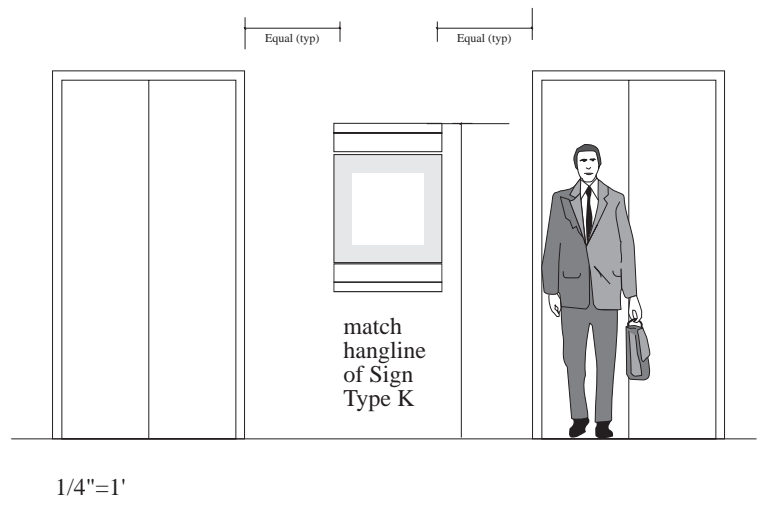
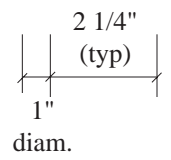
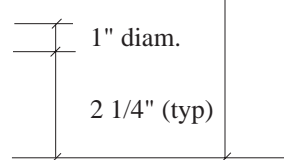
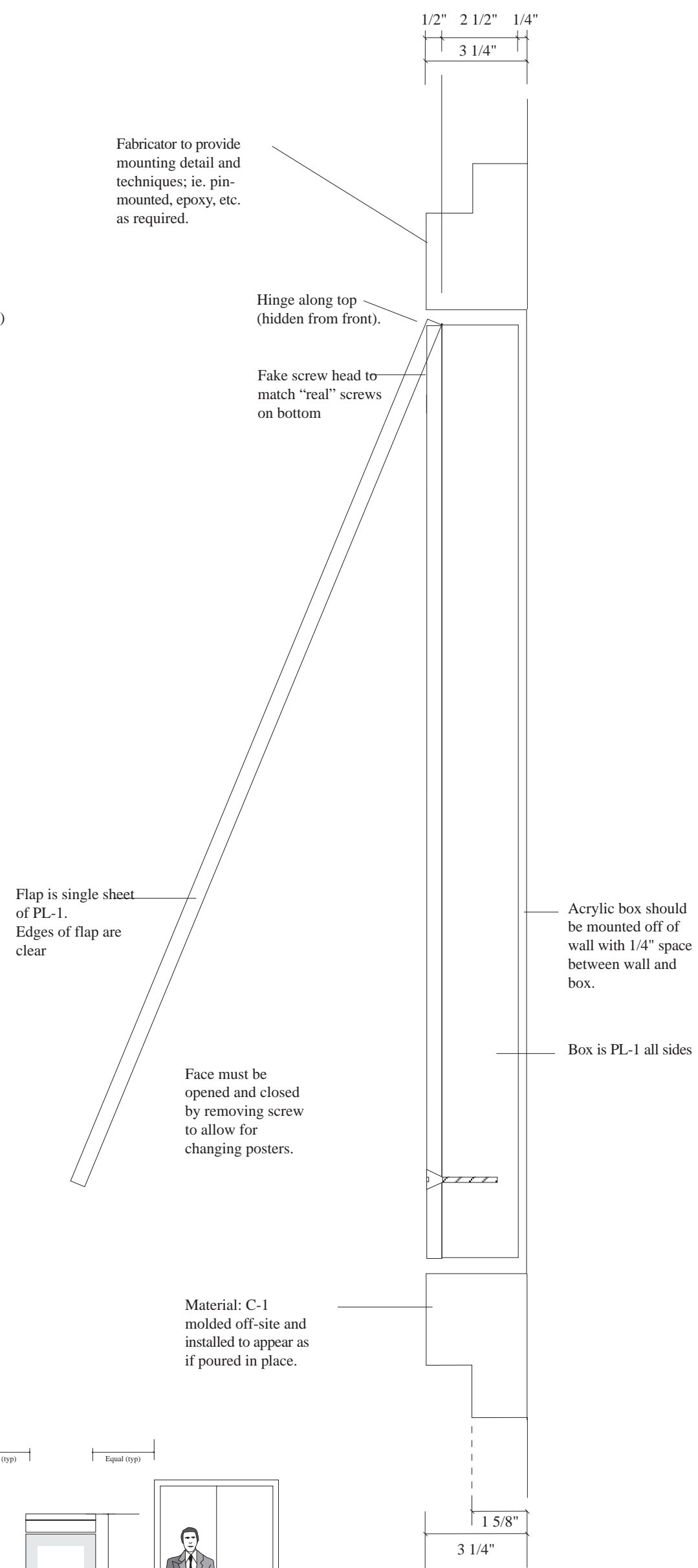
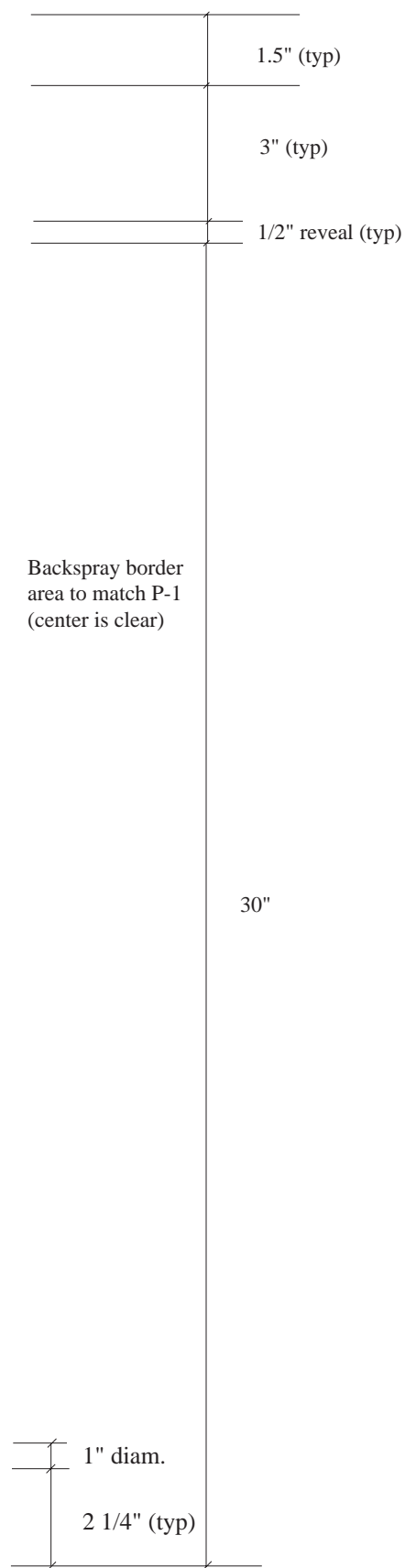

1. Provide anchoring and mechanical fastening design and specification as required.
2. Site verify all dimensions and conditions.
3. Coordinate installation and specification with architect and/or security contractor
4. Provide separate prices for the options listed.

Option A: 1/4" Medex (SP-1), paint background to match P-1, Graphics: VDC-1

Option B: Paint background on wall to match P-1, apply VDC-1.

Option C: Apply VDC-1.





Notes:

1. Site verify all dimensions and conditions.
2. Provide structural support and mechanical and fastening design and specification as required.
3. Submit shop drawings detailing mechanical fastening.



55 Stevenson Street  
 San Francisco, California 94105  
 Telephone 415 974 3666  
 Facsimile 415 974 3683

City Center  
 West Garage  
 Graphics  
 & Signage

Drawn By: MB, DG, MF

Checked by: JW

Scale: 3"=1', unless otherwise noted

Date: 1 February 1991

Client: Bramalea Pacific, Inc.

Job No: 810-009

Revisions:


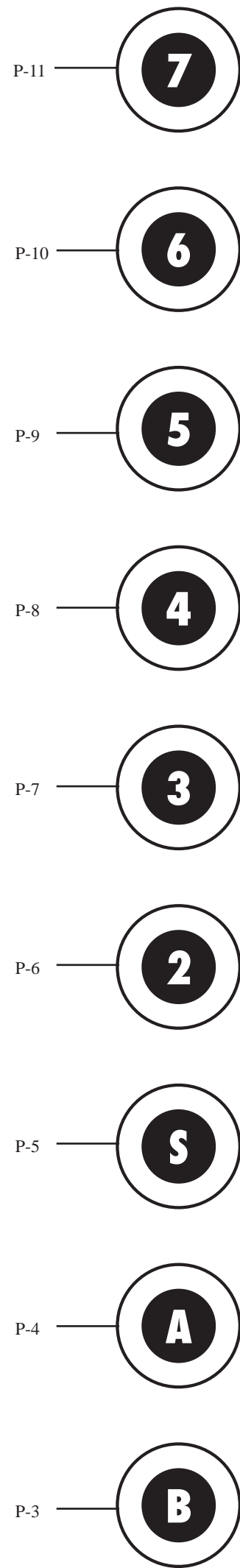

All drawings and written material appearing herein constitute the original and unpublished work of the designer and may not be duplicated, used or disclosed without the prior written consent of the designer. Written dimensions shall have precedence over scaled dimensions. Contractors shall verify and be responsible for all dimensions and conditions on the job. This office must be notified of any variations from the dimensions and conditions shown by these drawings. Shop details must be submitted to this office for approval before proceeding with fabrication.

Type R  
 Special  
 Events

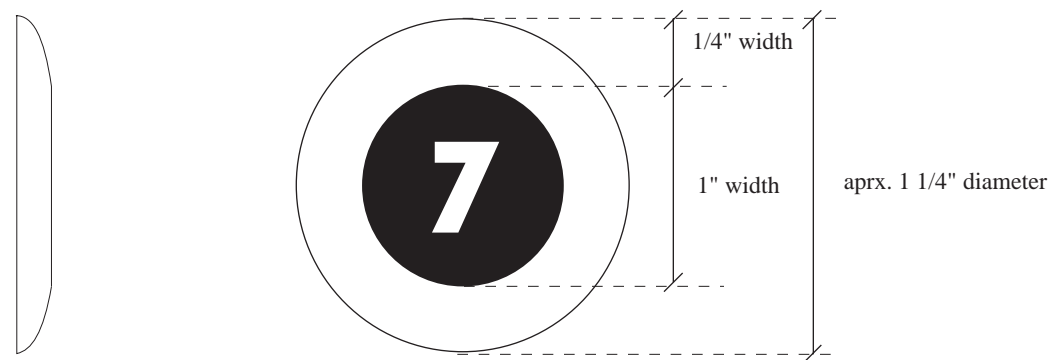
Approved by:

Sheet No: 49 of 50

SG22



View from inside elevator car. Not to scale



Section  
Outer edge of rings  
curve, inner edge of  
rings is flush with  
elevator buttons

Rings are made of colored plastic  
and encircle existing elevator  
buttons.

Notes

1. Site verify all dimensions and conditions.
2. Coordinate installation and specifications with elevator manufacturer.
3. Provide structural support and mechanical and fastening design and specifications as required.

**Friedland  
Wyatt  
Design,  
Inc.**

55 Stevenson Street  
San Francisco, California 94105  
Telephone 415 974 3666  
Facsimile 415 974 3683

**City Center  
West Garage  
Graphics  
& Signage**

Drawn By: MB, DG, MF

Checked by: JW

Scale: 50% size, or as noted

Date: 1 February 1991

Client: Bramalea Pacific, Inc.

Job No: 810-009

Revisions:

All drawings and written material appearing herein constitute the original and unpublished work of the designer and may not be duplicated, used or disclosed without the prior written consent of the designer. Written dimensions shall have precedence over scaled dimensions. Contractors shall verify and be responsible for all dimensions and conditions on the job. This office must be notified of any variations from the dimensions and conditions shown by these drawings. Shop details must be submitted to this office for approval before proceeding with fabrication.

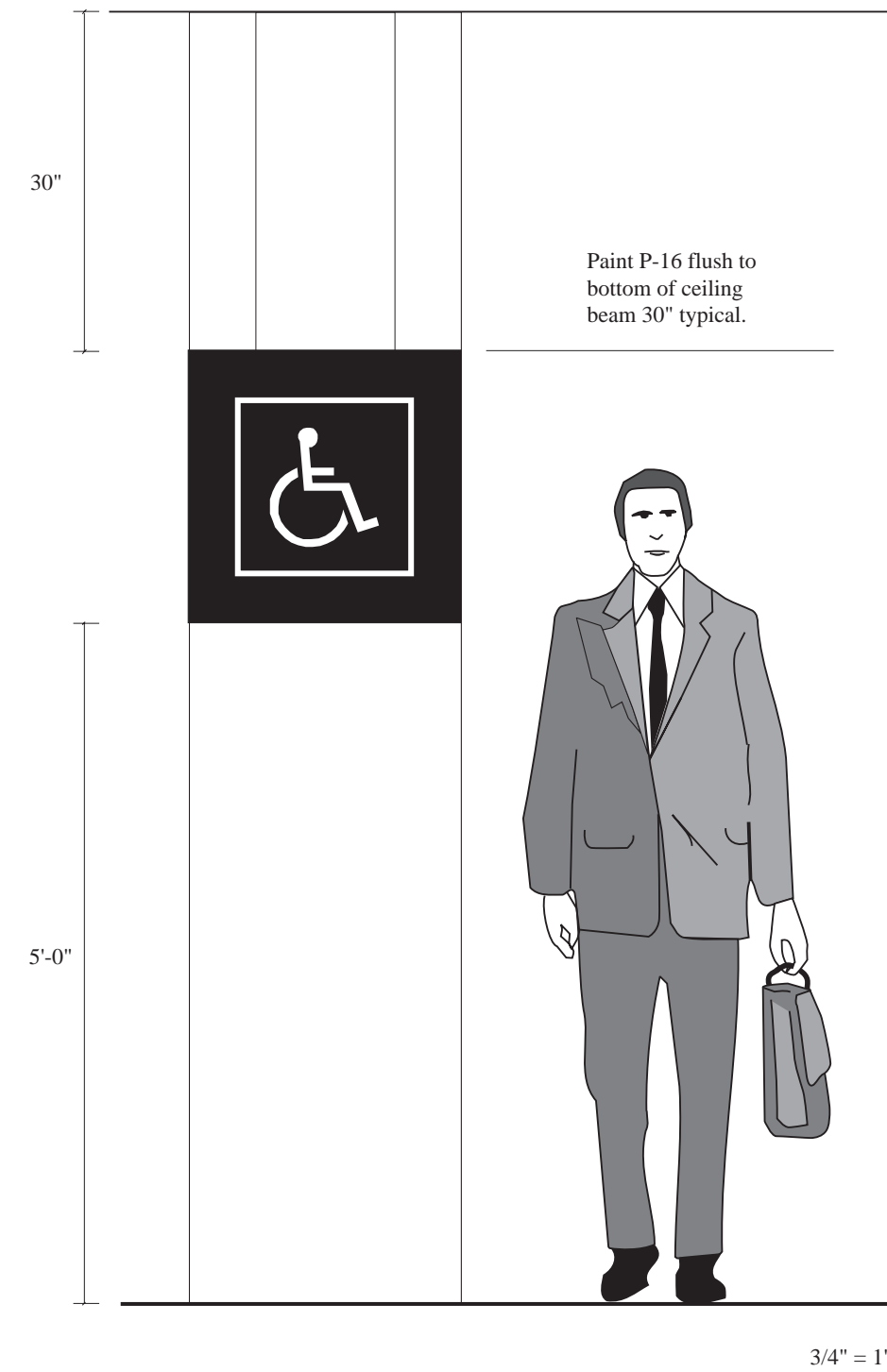
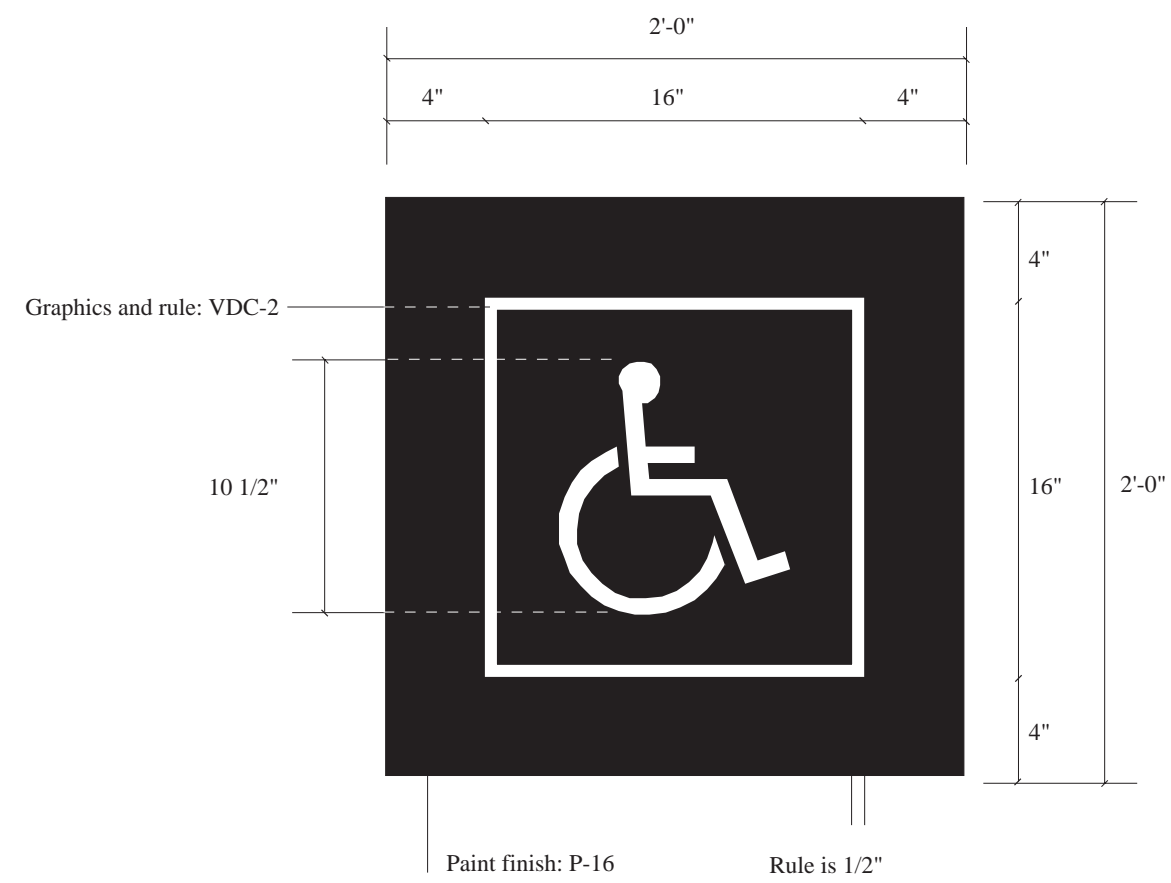
**Type T  
Elevator Button  
Rings**

Approved by:

Sheet No: 46 of 48

**SG23**





**Friedland  
Wyatt  
Design,  
Inc.**

55 Stevenson Street  
San Francisco, California 94105  
Telephone 415 974 3666  
Facsimile 415 974 3683

**City Center  
West Garage  
Graphics  
& Signage**

Drawn By: MB, DG, MF

Checked by: JW

Scale: 1"=1', unless otherwise noted

Date: 1 February 1991

Client: Bramalea Pacific, Inc.

Job No: 810-009

Revisions:

All drawings and written material appearing herein constitute the original and unpublished work of the designer and may not be duplicated, used or disclosed without the prior written consent of the designer. Written dimensions shall have precedence over scaled dimensions. Contractors shall verify and be responsible for all dimensions and conditions on the job. This office must be notified of any variations from the dimensions and conditions shown by these drawings. Shop details must be submitted to this office for approval before proceeding with fabrication.

**Notes**

1. Provide clean prepared wall and fill in large surface imperfections.
2. Site verify all dimensions and conditions.
3. Provide separate prices for the options listed.

Option A: Paint appropriate color background for floor on column, apply VDC-2.  
Option B: Apply VDC-2 only.

**Type U  
Handicap  
Column Signs**

Approved by:

Sheet No: 47 of 48

**SG24**